

Prices - Mar-25

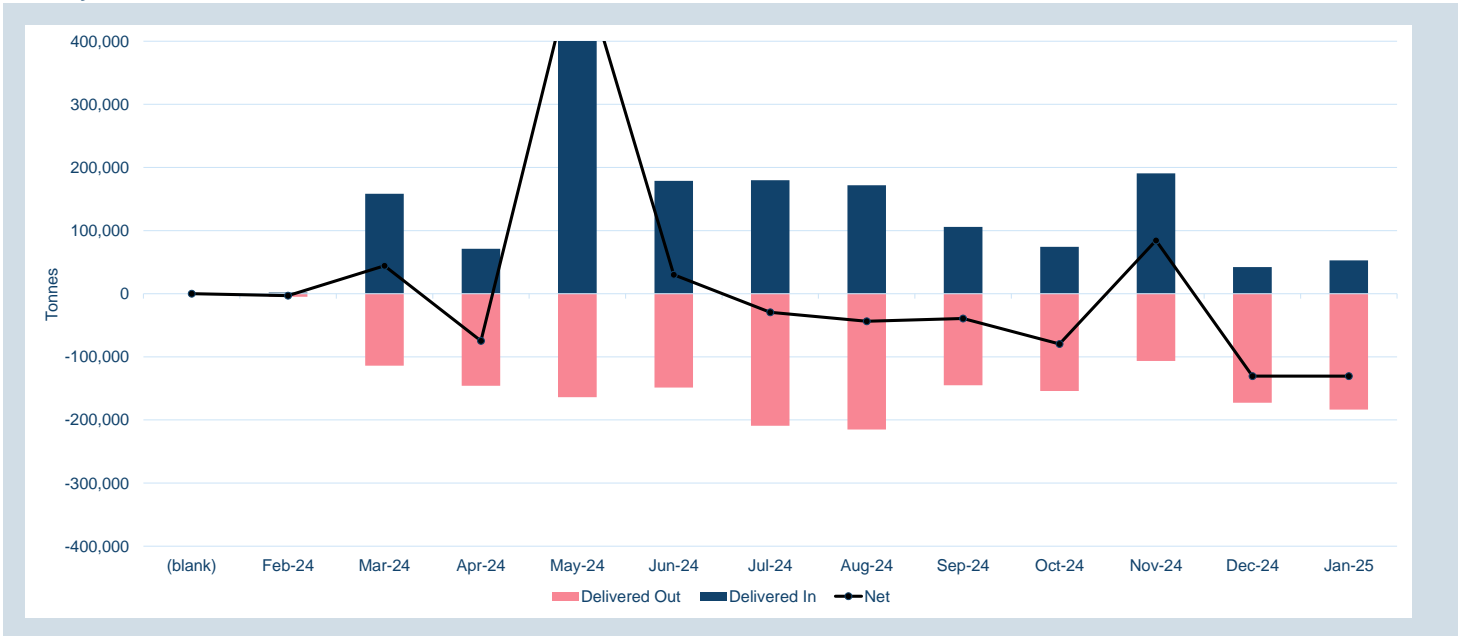
Contract	Official Cash Settlement Price				Official 3 Month Price			
	Average	Low	High	*M/M Change %	Average	Low	High	*M/M Change %
LME Aluminium	\$2,657.21	\$2,518.50	\$2,737.00	0.1%	\$2,649.07	\$2,541.00	\$2,721.00	0.3%
LME Aluminium Alloy	\$2,531.52	\$2,351.00	\$2,587.00	13.4%	\$2,494.10	\$2,295.00	\$2,559.00	16.1%
LME NASAAC	\$2,400.00	\$2,400.00	\$2,400.00	0.0%	\$2,400.00	\$2,400.00	\$2,400.00	0.0%
LME Copper	\$9,731.10	\$9,360.50	\$9,982.00	4.3%	\$9,762.50	\$9,389.00	\$10,028.00	3.9%
LME Lead	\$2,033.71	\$1,972.00	\$2,081.00	4.0%	\$2,052.02	\$1,995.00	\$2,103.00	3.1%
LME Nickel	\$16,054.76	\$15,600.00	\$16,460.00	5.1%	\$16,281.43	\$15,770.00	\$16,710.00	5.2%
LME Tin	\$34,026.19	\$31,375.00	\$36,500.00	6.7%	\$34,080.48	\$31,525.00	\$36,350.00	6.6%
LME Zinc	\$2,887.83	\$2,798.00	\$2,966.00	3.1%	\$2,913.57	\$2,831.00	\$2,981.50	2.5%
LME Cobalt	\$31,059.76	\$23,770.00	\$35,900.00	43.8%	\$31,346.19	\$23,985.00	\$36,170.00	44.3%

* Percentage change in average price from previous month

Warehouse stock movements (tonnes) - Mar-25

Contract	Delivered In	Delivered Out	Net	Closing
LME Aluminium	21,550	- 79,800	- 58,250	458,900
LME Aluminium Alloy	-	- 20	- 20	1,560
LME NASAAC	-	-	-	220
LME Copper	21,775	- 69,550	- 47,775	213,275
LME Lead	42,850	- 23,325	19,525	232,175
LME Nickel	19,716	- 15,858	3,858	199,020
LME Tin	570	- 1,260	- 690	3,050
LME Zinc	5,625	- 32,725	- 27,100	136,500
LME Cobalt	-	-	-	126
Total	112,086	- 222,538	- 110,452	1,244,826

Monthly Warehouse Stock Movements



© The London Metal Exchange - An HKEX Company, 10 Finsbury Square, London EC2A 1AJ

The information contained within this presentation is for illustrative and educational purposes only and should not be relied upon in making any investment decision. The past performance of any commodity, derivative or other product referred to in the presentation cannot be relied upon as a guide to its future performance. Whilst every effort has been made to ensure the information is up-to-date and correct, the LME cannot guarantee that it is completely accurate and free from human error. The information is published "as is" without any warranty of any kind, express or implied, as to accuracy of the information and the LME shall not be liable for any losses or damage that may result from use of the presentation as a consequence of any inaccuracies in, or any omissions from, the information which it may contain. The information may not be reproduced, distributed or transmitted to any other person or incorporated in any way into another publication or other material.

Volumes - Mar-25

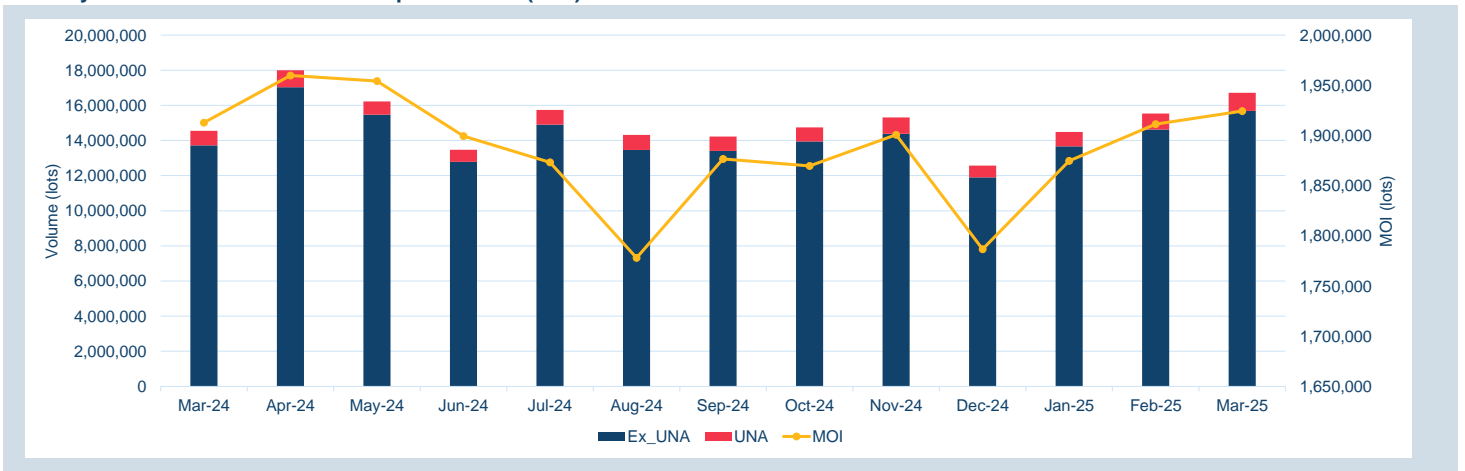
Contract	ADV (lots)	ADV Y/Y change % *	Volume Year to date (lots)	Tonnes Year to date (millions)	Futures Market Open Interest **
Non-ferrous metals (futures, traded options and TAPOs)					
LME Aluminium	299,642	13.3%	17,615,203	440	793,163
LME Aluminium Alloy	-	-100.0%	3	0	2
LME NASAAC	-	-	-	-	-
LME Copper	184,395	10.2%	10,882,256	272	372,245
LME Lead	83,425	-6.8%	4,953,170	124	163,577
LME Nickel	94,258	25.8%	5,236,369	31	274,305
LME Tin	8,176	19.2%	486,617	2	25,411
LME Zinc	119,858	0.8%	7,247,347	181	255,176
LME M A Futures***	563	79.3%	22,454	1	10,469
LMEminis	-	-	-	-	-
LME Premiums					
LME Aluminium Premium Duty paid US Midwest (Platts)	1	-	30	0	100
LME Aluminium Premium Duty Paid European (Fastmarkets MB)	44	81.5%	3,455	0	2,820
LME Aluminium Premium Duty Unpaid European (Fastmarkets MB)	-	-	-	-	-
Minor Metals (futures)					
LME Cobalt	8	-	1,763	0	644
Ferrous (futures)					
LME Steel HRC FOB China (Argus)	462	1008.6%	41,508	0	4,599
LME Steel HRC N. America (Platts)	-	-	-	-	-
LME Steel Scrap CFR Turkey (Platts)	5,313	4.9%	252,956	3	21,711
LME Steel Scrap CFR India (Platts)	0	-	60	0	10
LME Steel Rebar FOB Turkey (Platts)	10	-95.0%	2,769	0	115
LME Steel Scrap CFR Taiwan (Argus)	-	-100.0%	30	0	1
LME HRC NW Europe (Argus)	-	-	-	-	-
Precious (futures)					
LME Gold	-	-	-	-	-
Total	796,154	9.4%	46,745,990	1,055	1,924,348
Total (excl. UNA)	747,111				

*Percentage year-on-year change between current month and corresponding month in the previous year.

**Last trading day of month

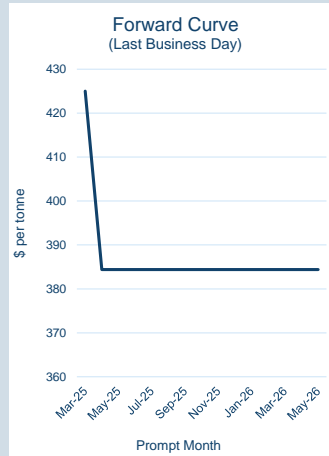
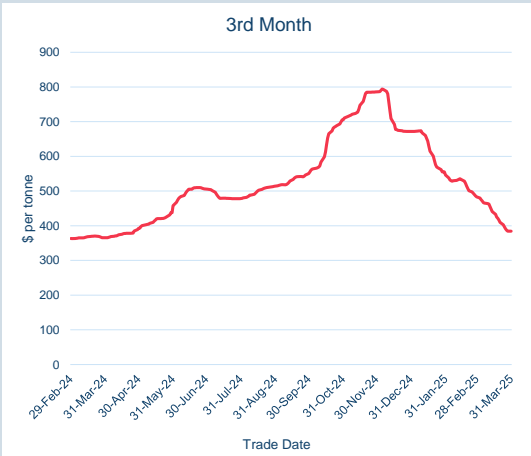
***LME Monthly Average Futures include contracts for aluminium, aluminium alloy, NASAAC, copper, nickel, lead, tin and zinc

Monthly Volumes & Futures Market Open Interest (MOI)



© The London Metal Exchange - An HKE X Company. 10 Finsbury Square, London EC2A 1AJ

The information contained within this presentation is for illustrative and educational purposes only and should not be relied upon in making any investment decision. The past performance of any commodity, derivative or other product referred to in the presentation cannot be relied upon as a guide to its future performance. Whilst every effort has been made to ensure the information is up-to-date and correct, the LME cannot guarantee that it is completely accurate and free from human error. The information is published "as is" without any warranty of any kind, express or implied, as to accuracy of the information and the LME shall not be liable for any losses or damage that may result from use of the presentation as a consequence of any inaccuracies in, or any omissions from, the information which it may contain. The information may not be reproduced, distributed or transmitted to any other person or incorporated in any way into another publication or other material.

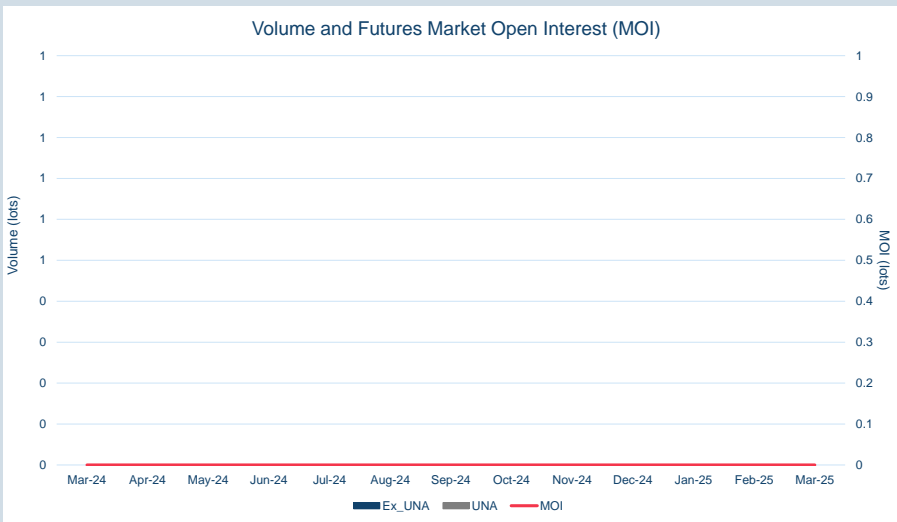


Front Month	
Average	\$441.62
Minimum	\$422.76
Maximum	\$470.00

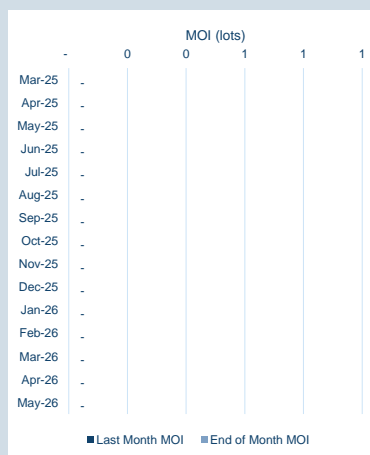
Volume (ex UNA) Mar-2025	
Lots	-

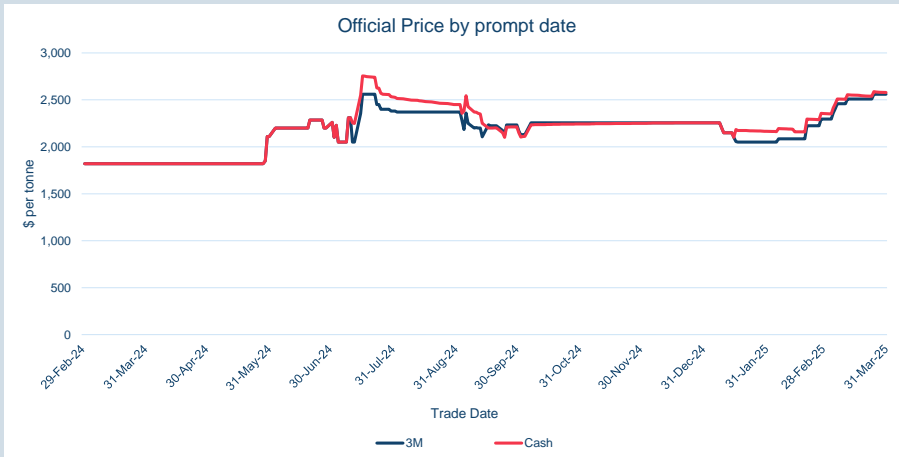
Volume (inc UNA) Mar-2025	
Lots	-
Tonnes	-

Volume Year To Date	
Lots	-
Tonnes	-



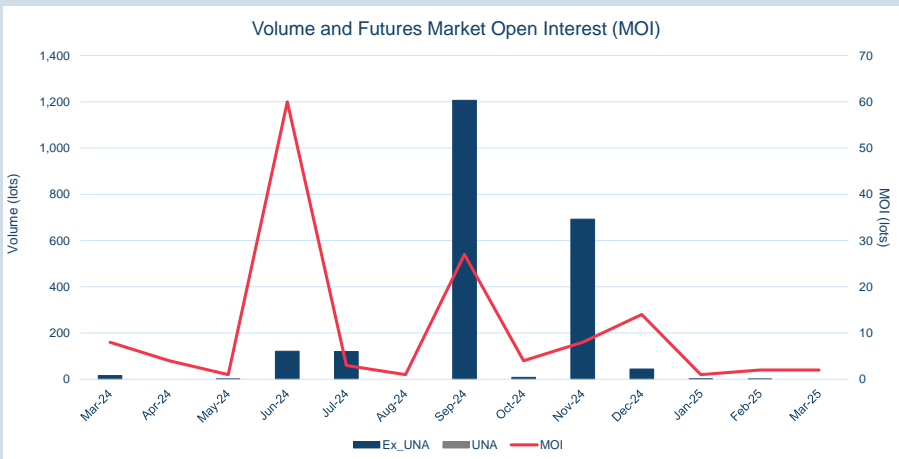
Prompt Month	End of Month - Daily Settlement	Volume (inc UNA)	End of Month - MOI
Mar-25	\$ 425.00	-	-
Apr-25	\$ 384.40	-	-
May-25	\$ 384.40	-	-
Jun-25	\$ 384.40	-	-
Jul-25	\$ 384.40	-	-
Aug-25	\$ 384.40	-	-
Sep-25	\$ 384.40	-	-
Oct-25	\$ 384.40	-	-
Nov-25	\$ 384.40	-	-
Dec-25	\$ 384.40	-	-
Jan-26	\$ 384.40	-	-
Feb-26	\$ 384.40	-	-
Mar-26	\$ 384.40	-	-
Apr-26	\$ 384.40	-	-
May-26	\$ 384.40	-	-





Cash	
Average	\$2,531.52
Minimum	\$2,351.00
Maximum	\$2,587.00

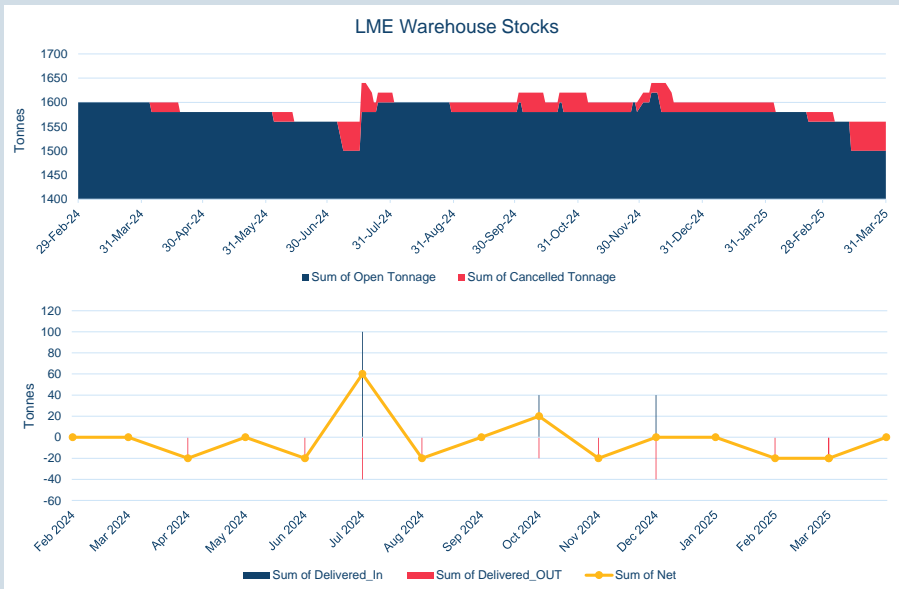
3M	
Average	\$2,494.10
Minimum	\$2,295.00
Maximum	\$2,559.00



Volume (ex UNA)	Mar-2025
Lots	-

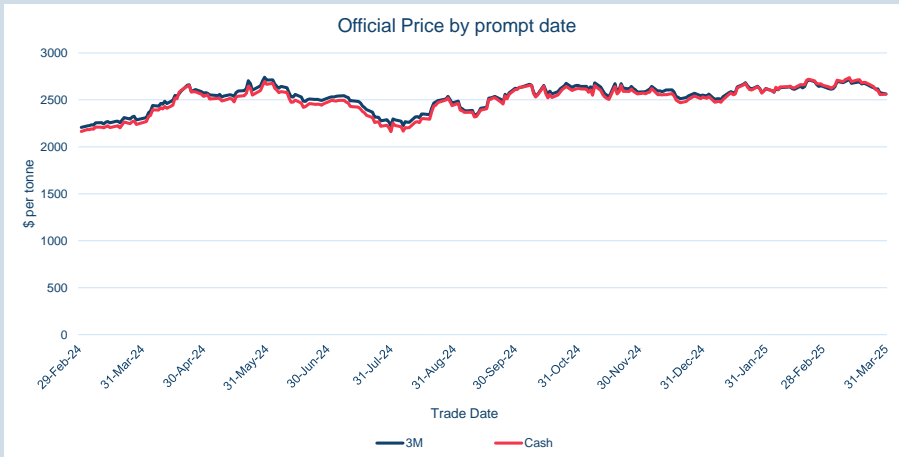
Volume (inc UNA)	Mar-2025
Lots	-
Tonnes	-

Volume	Year To Date
Lots	3
Tonnes	60



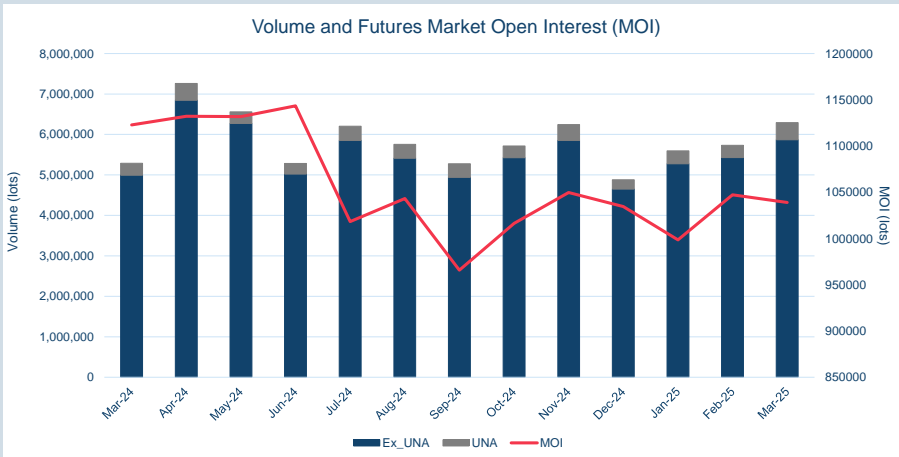
Warehouse Stock - Mar-25	
Delivered In	-
Delivered Out	20
Net	20

Warehouse Stock - Year to Date	
Delivered In	-
Delivered Out	40
Net	40



Cash	
Average	\$2,657.21
Minimum	\$2,518.50
Maximum	\$2,737.00

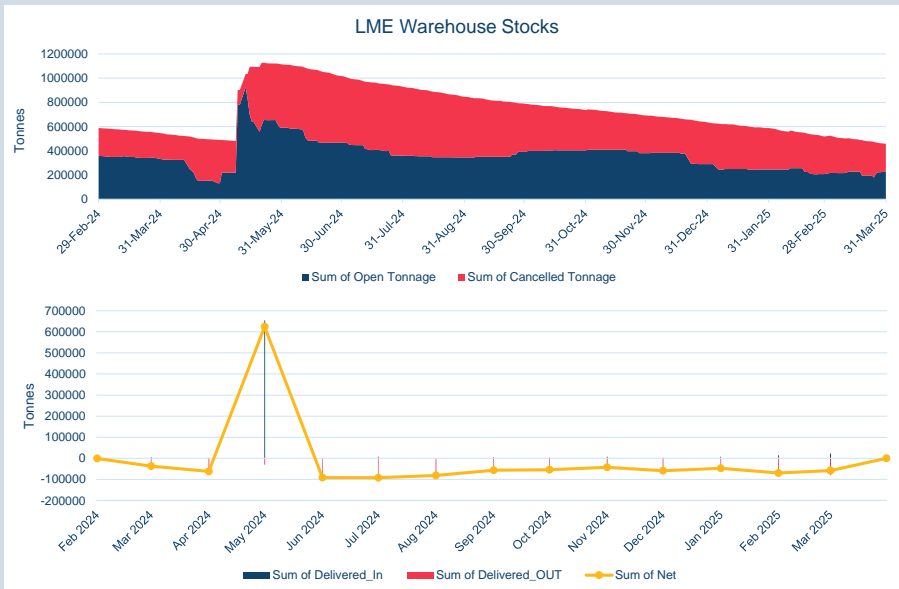
3M	
Average	\$2,649.07
Minimum	\$2,541.00
Maximum	\$2,721.00



Volume (ex UNA)	Mar-2025
Lots	5,867,306

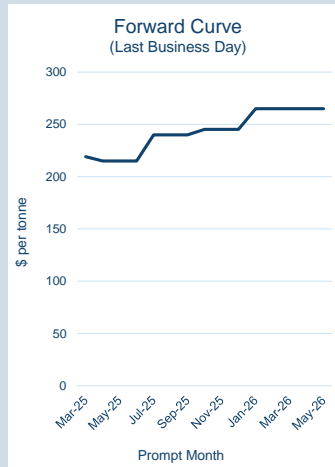
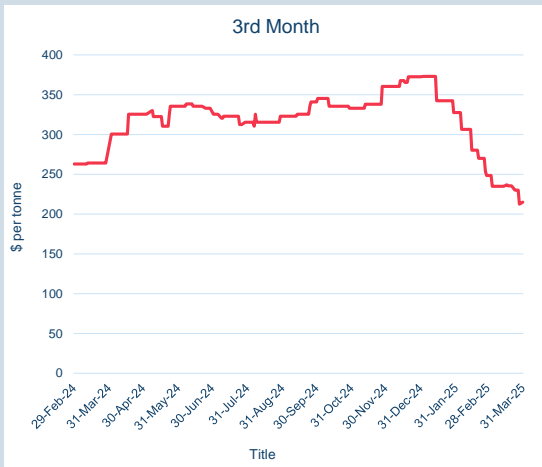
Volume (inc UNA)	Mar-2025
Lots	6,292,474
Tonnes	157,311,850

Volume	Year To Date
Lots	17,615,203
Tonnes	440,380,075



Warehouse Stock - Mar-25	
Delivered In	21,550
Delivered Out	- 79,800
Net	- 58,250

Warehouse Stock - Year to Date	
Delivered In	43,575
Delivered Out	- 219,325
Net	- 175,750

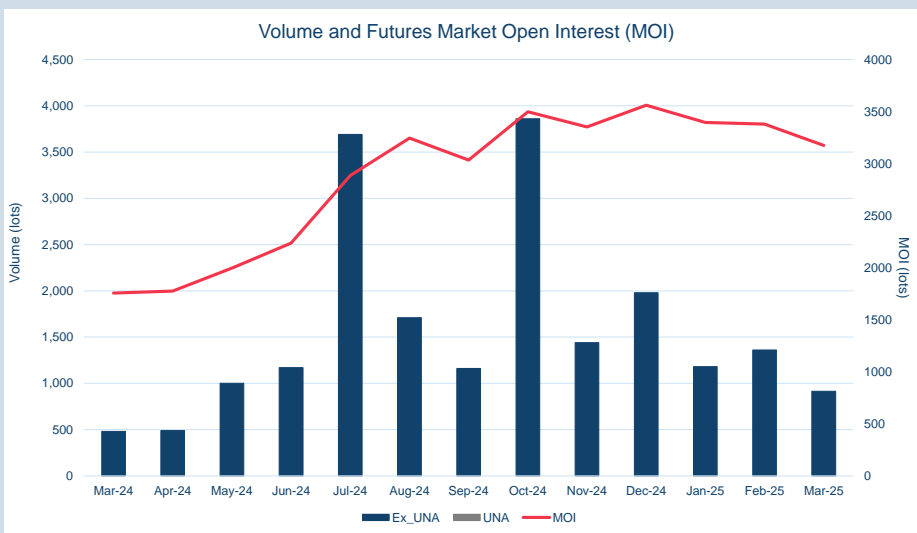


Front Month	
Average	\$227.06
Minimum	\$219.06
Maximum	\$248.50

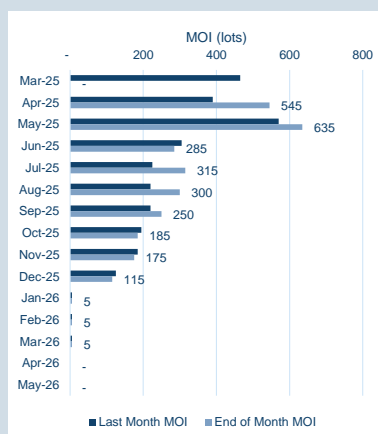
Volume (ex UNA) Mar-2025	
Lots	915

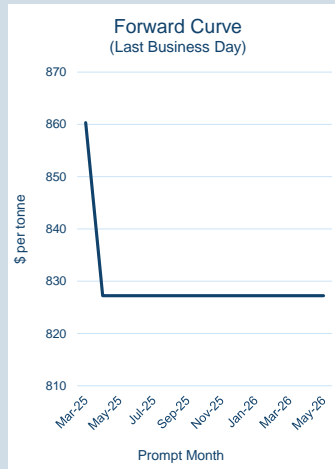
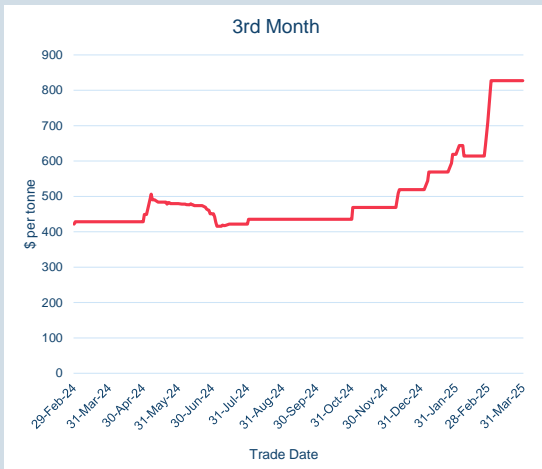
Volume (inc UNA) Mar-2025	
Lots	915
Tonnes	22,875

Volume Year To Date	
Lots	3,455
Tonnes	86,375



Prompt Month	End of Month - Daily Settlement	Volume (inc UNA)	End of Month - MOI
Mar-25	\$ 219.06	-	-
Apr-25	\$ 215.00	380	545
May-25	\$ 215.00	115	635
Jun-25	\$ 215.00	50	285
Jul-25	\$ 240.00	110	315
Aug-25	\$ 240.00	100	300
Sep-25	\$ 240.00	90	250
Oct-25	\$ 245.25	20	185
Nov-25	\$ 245.25	20	175
Dec-25	\$ 245.17	30	115
Jan-26	\$ 265.00	-	5
Feb-26	\$ 265.00	-	5
Mar-26	\$ 265.00	-	5
Apr-26	\$ 265.00	-	-
May-26	\$ 265.00	-	-



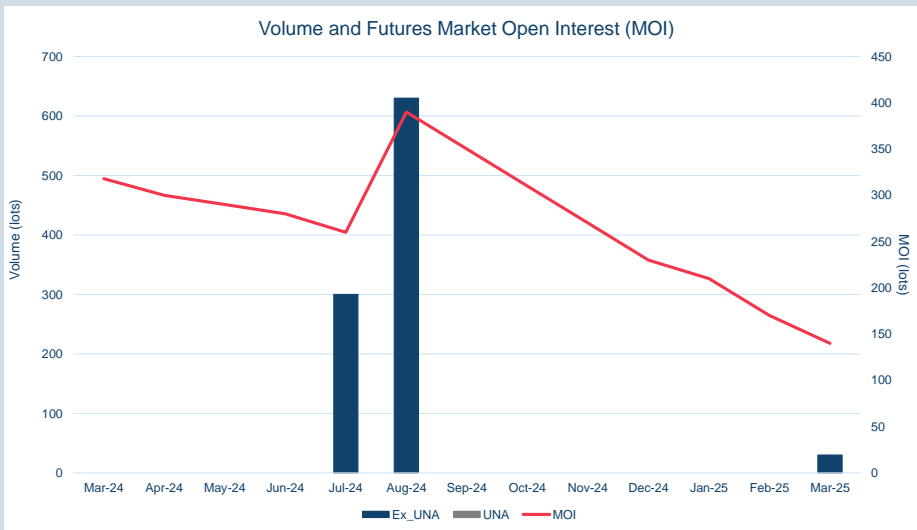


Front Month	
Average	\$877.90
Minimum	\$827.23
Maximum	\$920.43

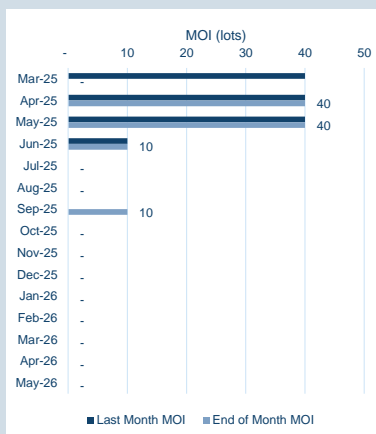
Volume (ex UNA) Mar-2025	
Lots	30

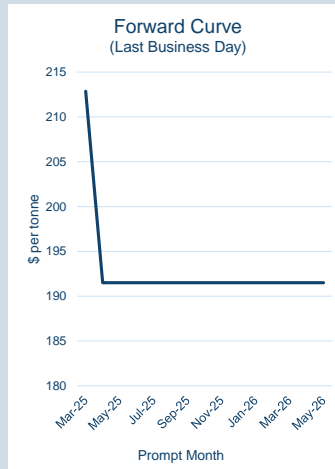
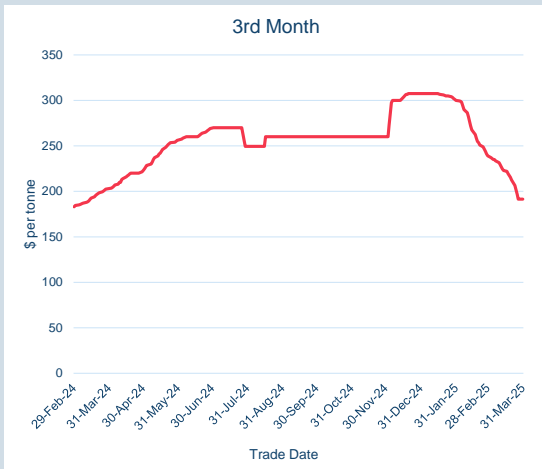
Volume (inc UNA) Mar-2025	
Lots	30
Tonnes	750

Volume Year To Date	
Lots	30
Tonnes	750



Prompt Month	End of Month - Daily Settlement	Volume (inc UNA)	End of Month - MOI
Mar-25	\$ 860.33	-	-
Apr-25	\$ 827.23	-	40
May-25	\$ 827.23	-	40
Jun-25	\$ 827.23	-	10
Jul-25	\$ 827.23	-	-
Aug-25	\$ 827.23	-	-
Sep-25	\$ 827.23	30	10
Oct-25	\$ 827.23	-	-
Nov-25	\$ 827.23	-	-
Dec-25	\$ 827.23	-	-
Jan-26	\$ 827.23	-	-
Feb-26	\$ 827.23	-	-
Mar-26	\$ 827.23	-	-
Apr-26	\$ 827.23	-	-
May-26	\$ 827.23	-	-



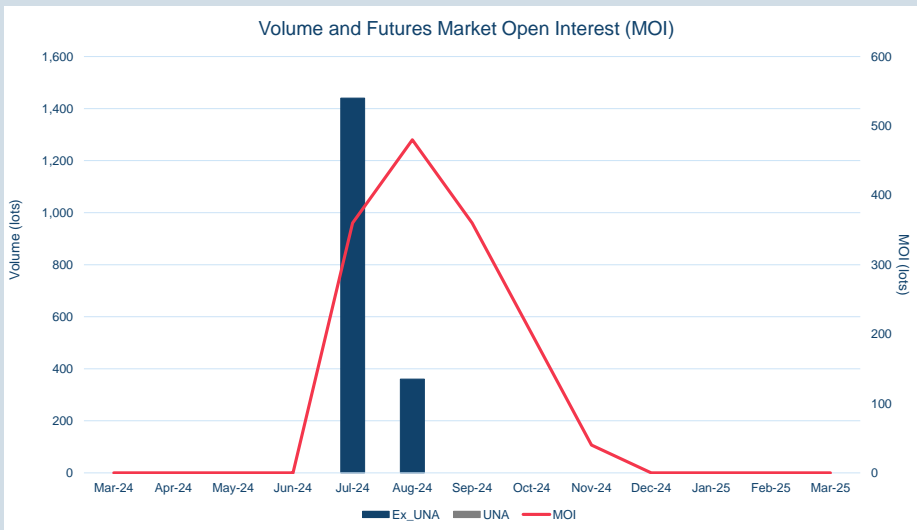


Front Month	
Average	\$222.80
Minimum	\$212.86
Maximum	\$235.00

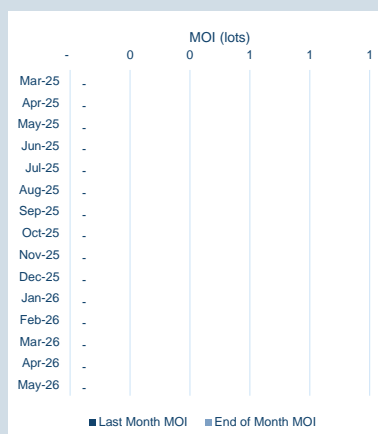
Volume (ex UNA) Mar-2025	
Lots	-

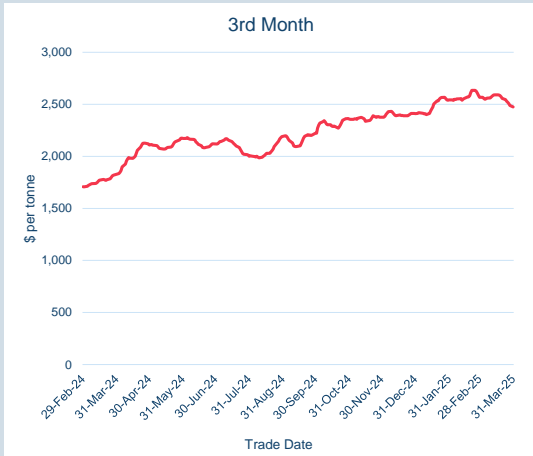
Volume (inc UNA) Mar-2025	
Lots	-
Tonnes	-

Volume Year To Date	
Lots	-
Tonnes	-



Prompt Month	End of Month - Daily Settlement	Volume (inc UNA)	End of Month - MOI
Mar-25	\$ 212.86	-	-
Apr-25	\$ 191.50	-	-
May-25	\$ 191.50	-	-
Jun-25	\$ 191.50	-	-
Jul-25	\$ 191.50	-	-
Aug-25	\$ 191.50	-	-
Sep-25	\$ 191.50	-	-
Oct-25	\$ 191.50	-	-
Nov-25	\$ 191.50	-	-
Dec-25	\$ 191.50	-	-
Jan-26	\$ 191.50	-	-
Feb-26	\$ 191.50	-	-
Mar-26	\$ 191.50	-	-
Apr-26	\$ 191.50	-	-
May-26	\$ 191.50	-	-



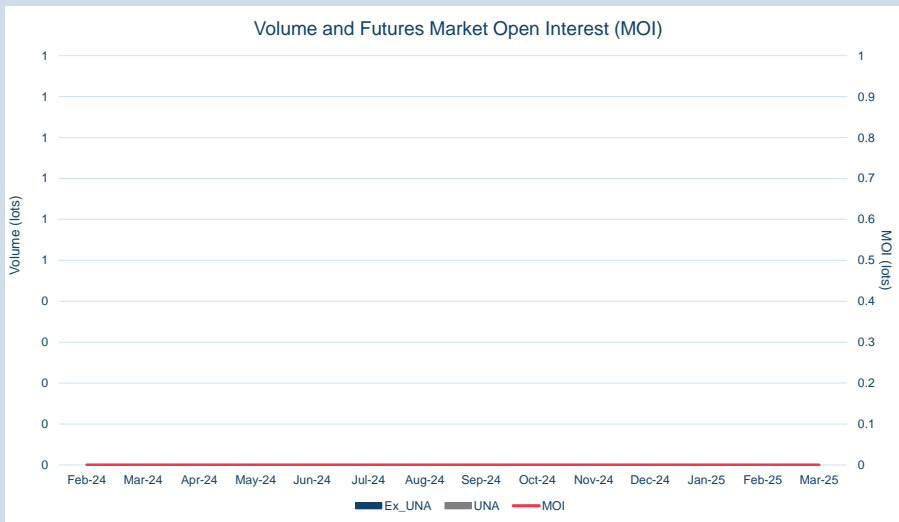


Front Month	
Average	\$2,562.69
Minimum	\$2,535.32
Maximum	\$2,594.11

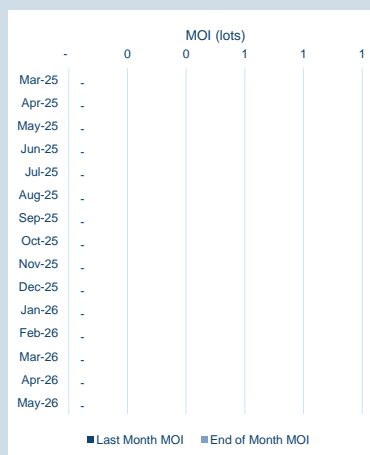
Volume (ex UNA) Mar-2025	
Lots	-

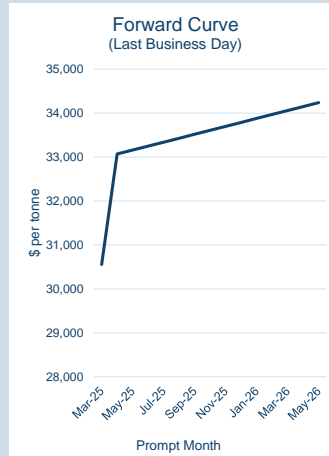
Volume (inc UNA) Mar-2025	
Lots	-
Tonnes	-

Volume Year To Date	
Lots	-
Tonnes	-



Prompt Month	End of Month - Daily Settlement	Volume (inc UNA)	End of Month - MOI
Mar-25	\$ 2,538.99	-	-
Apr-25	\$ 2,474.69	-	-
May-25	\$ 2,474.69	-	-
Jun-25	\$ 2,474.69	-	-
Jul-25	\$ 2,474.69	-	-
Aug-25	\$ 2,474.69	-	-
Sep-25	\$ 2,474.69	-	-
Oct-25	\$ 2,474.69	-	-
Nov-25	\$ 2,474.69	-	-
Dec-25	\$ 2,474.69	-	-
Jan-26	\$ 2,474.69	-	-
Feb-26	\$ 2,474.69	-	-
Mar-26	\$ 2,474.69	-	-
Apr-26	\$ 2,474.69	-	-
May-26	\$ 2,474.69	-	-



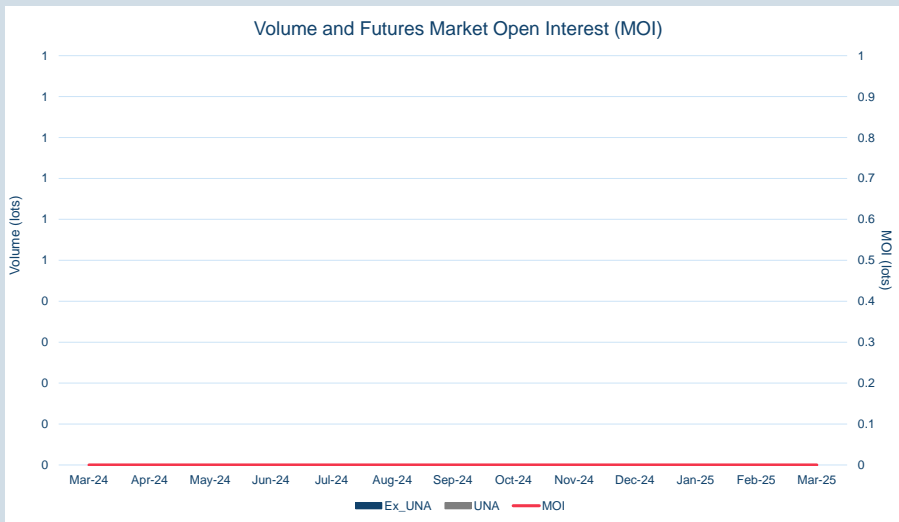


Front Month	
Average	\$28,369.94
Minimum	\$22,046.23
Maximum	\$31,016.94

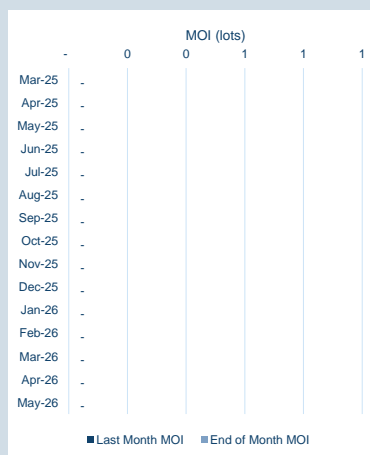
Volume (ex UNA) Mar-2025	
Lots	-

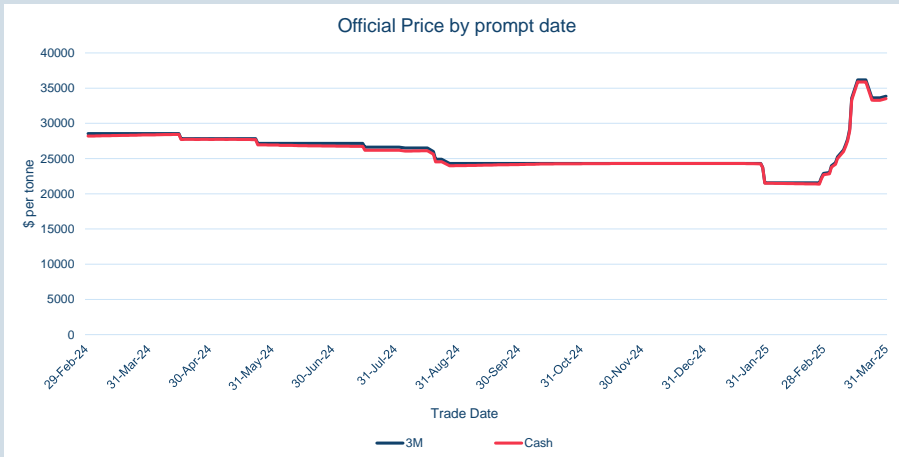
Volume (inc UNA) Mar-2025	
Lots	-
Tonnes	-

Volume Year To Date	
Lots	-
Tonnes	-



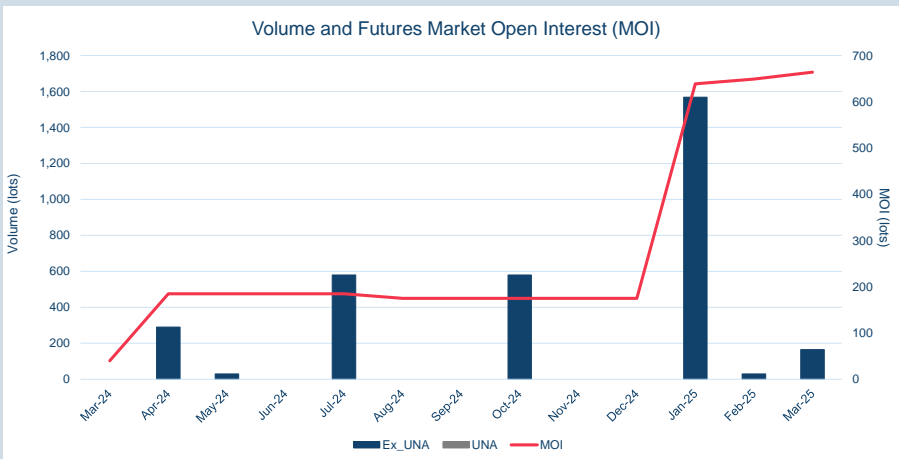
Prompt Month	End of Month - Daily Settlement	Volume (inc UNA)	End of Month - MOI
Mar-25	\$ 30,556.07	-	-
Apr-25	\$ 33,069.34	-	-
May-25	\$ 33,159.34	-	-
Jun-25	\$ 33,249.34	-	-
Jul-25	\$ 33,339.34	-	-
Aug-25	\$ 33,429.34	-	-
Sep-25	\$ 33,519.34	-	-
Oct-25	\$ 33,609.34	-	-
Nov-25	\$ 33,699.34	-	-
Dec-25	\$ 33,789.34	-	-
Jan-26	\$ 33,879.34	-	-
Feb-26	\$ 33,969.34	-	-
Mar-26	\$ 34,059.34	-	-
Apr-26	\$ 34,149.34	-	-
May-26	\$ 34,239.34	-	-





Cash	
Average	\$31,059.76
Minimum	\$23,770.00
Maximum	\$35,900.00

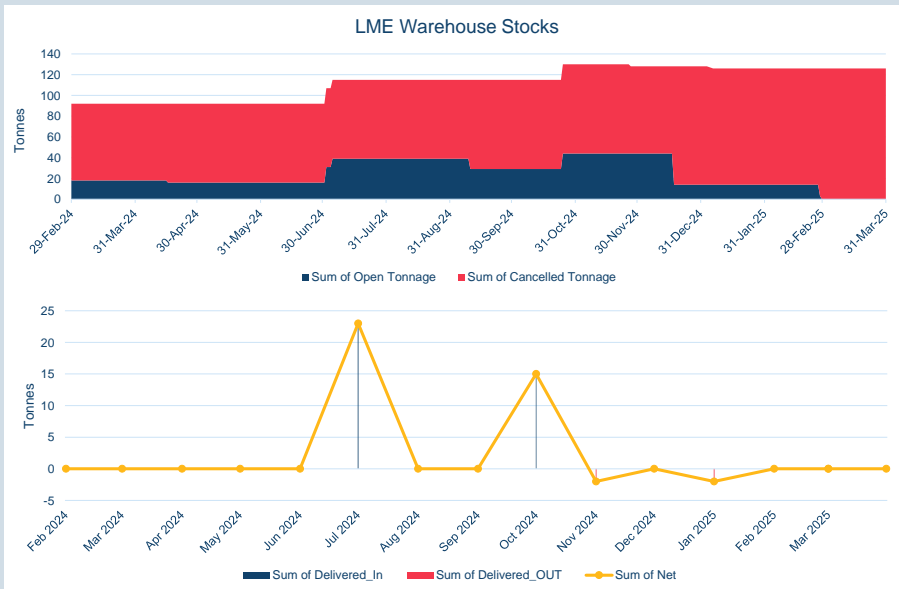
3M	
Average	\$31,346.19
Minimum	\$23,985.00
Maximum	\$36,170.00



Volume (ex UNA)	Mar-2025
Lots	165

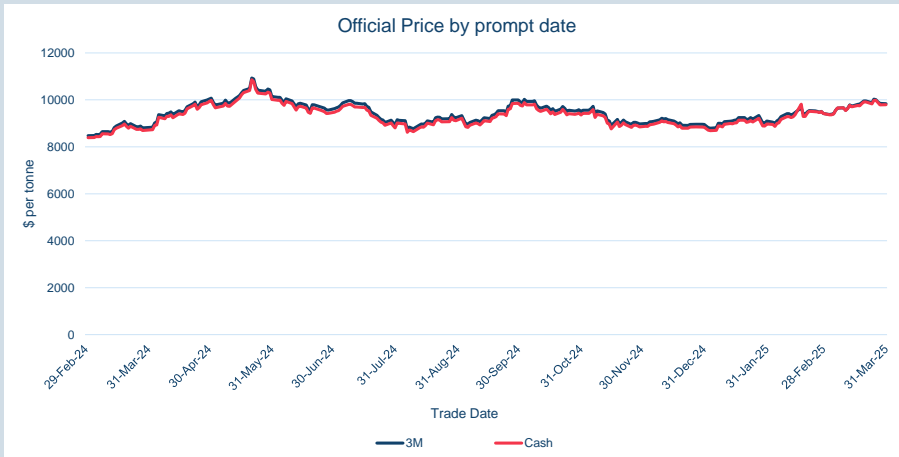
Volume (inc UNA)	Mar-2025
Lots	165
Tonnes	165

Volume	Year To Date
Lots	1,763
Tonnes	1,763



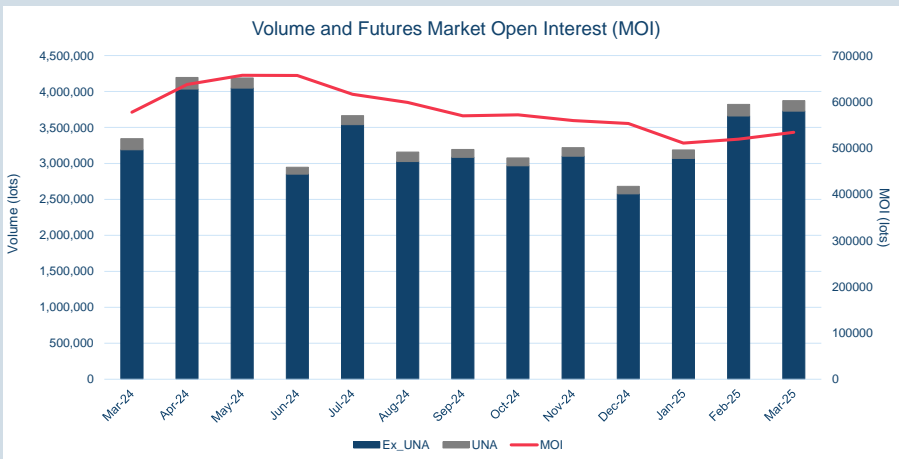
Warehouse Stock - Mar-25	
Delivered In	0
Delivered Out	0
Net	0

Warehouse Stock - Year to Date	
Delivered In	0
Delivered Out	-2
Net	-2



Cash	
Average	\$9,731.07
Minimum	\$9,360.50
Maximum	\$9,982.00

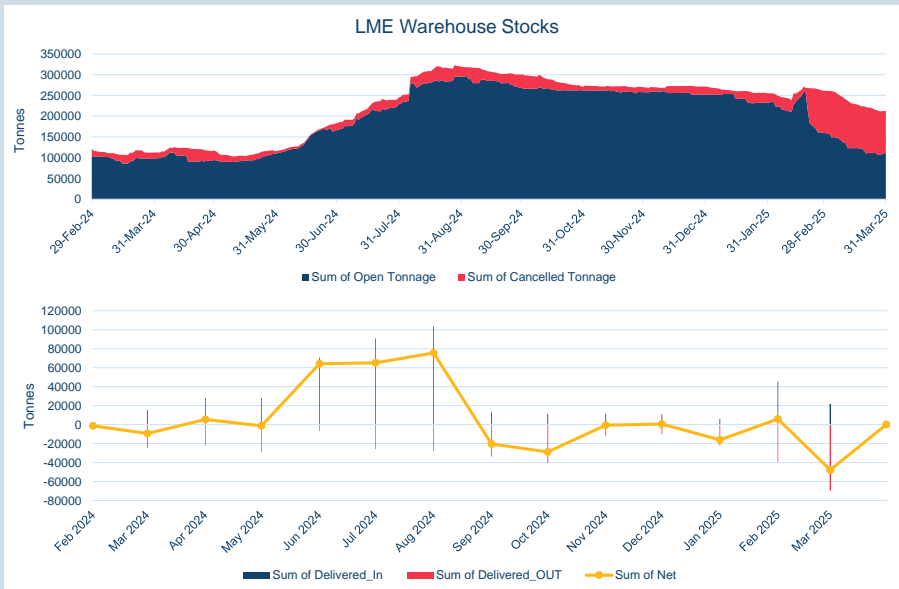
3M	
Average	\$9,762.50
Minimum	\$9,389.00
Maximum	\$10,028.00



Volume (ex UNA) Mar-2025	
Lots	3,727,648

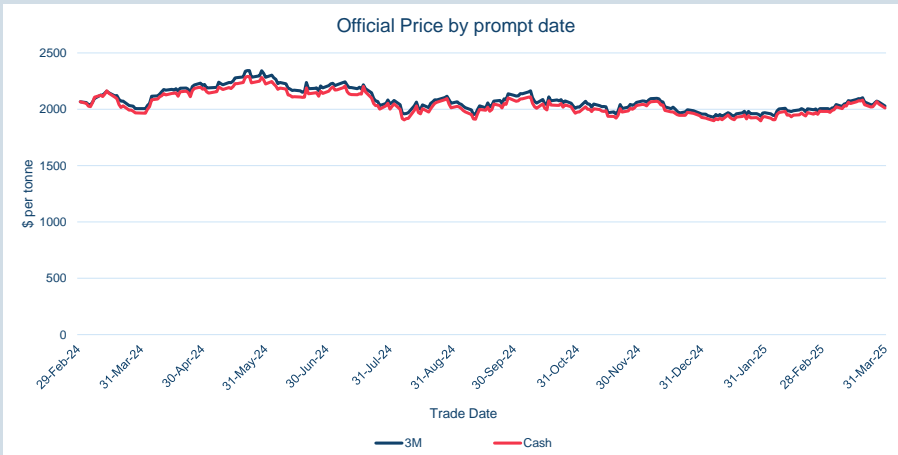
Volume (inc UNA) Mar-2025	
Lots	3,872,285
Tonnes	96,807,125

Volume Year To Date	
Lots	10,882,256
Tonnes	272,056,400



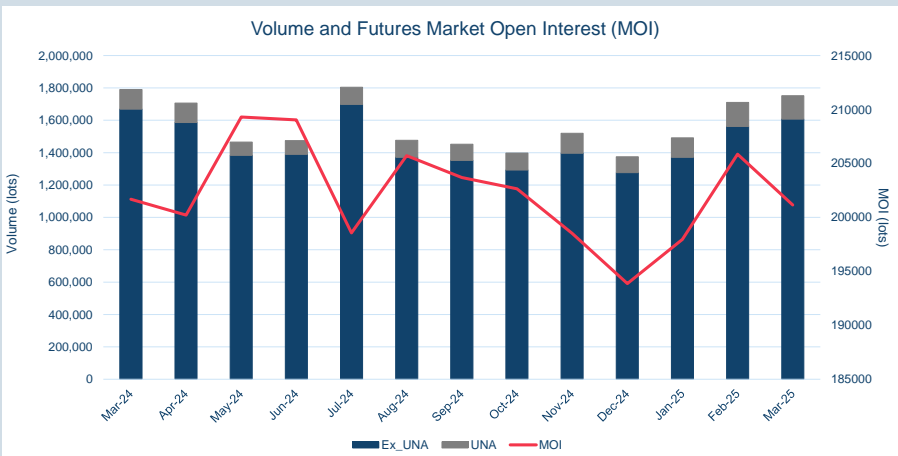
Warehouse Stock - Mar-25	
Delivered In	21,775
Delivered Out	-69,550
Net	-47,775

Warehouse Stock - Year to Date	
Delivered In	72,975
Delivered Out	-131,050
Net	-58,075



Cash	
Average	\$2,033.71
Minimum	\$1,972.00
Maximum	\$2,081.00

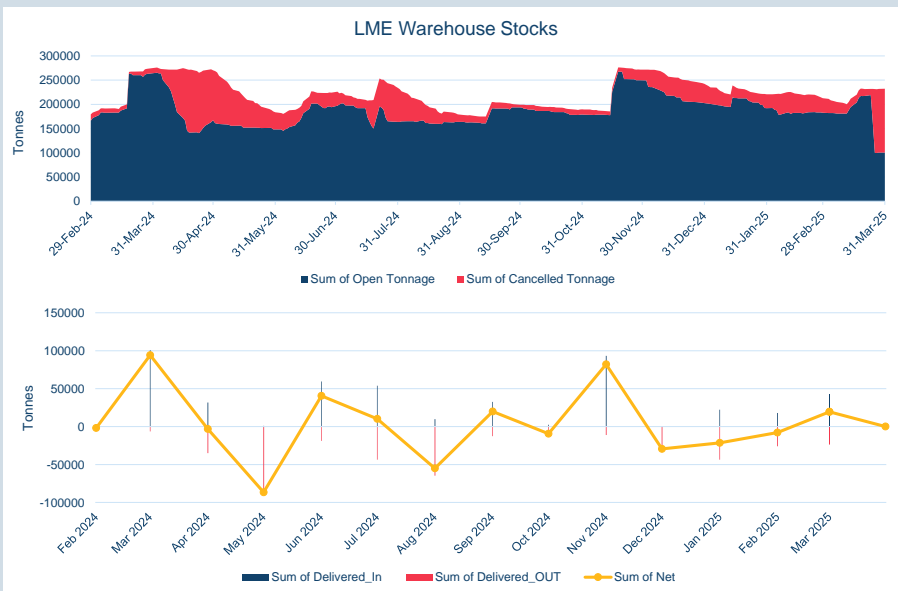
3M	
Average	\$2,051.98
Minimum	\$1,995.00
Maximum	\$2,103.00



Volume (ex UNA) Mar-2025	
Lots	1,607,769

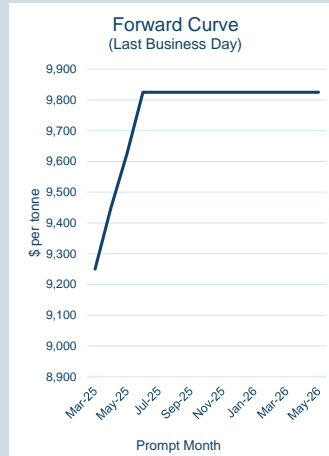
Volume (inc UNA) Mar-2025	
Lots	1,751,923
Tonnes	43,798,075

Volume Year To Date	
Lots	4,953,170
Tonnes	123,829,250



Warehouse Stock - Mar-25	
Delivered In	42,850
Delivered Out	-23,325
Net	19,525

Warehouse Stock - Year to Date	
Delivered In	82,900
Delivered Out	-92,925
Net	-10,025

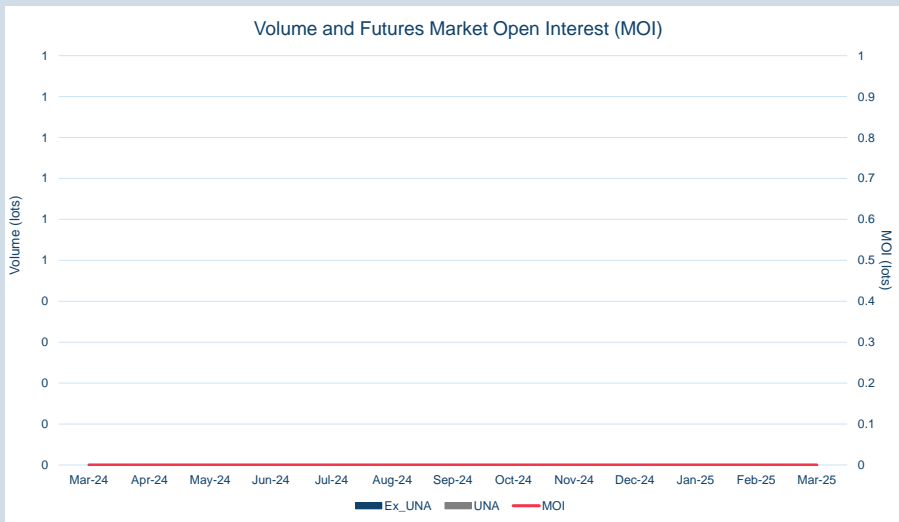


Front Month	
Average	\$9,225.75
Minimum	\$9,000.00
Maximum	\$9,884.00

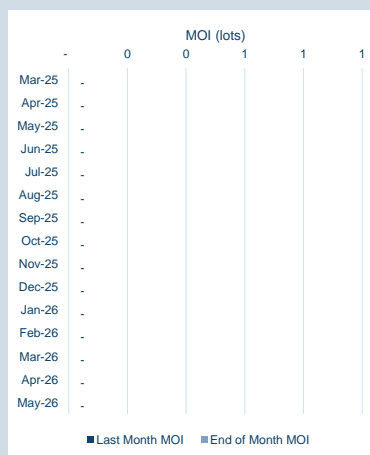
Volume (ex UNA) Mar-2025	
Lots	-

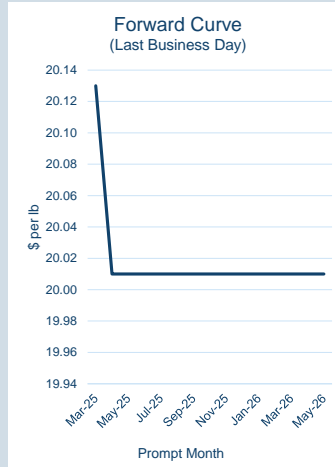
Volume (inc UNA) Mar-2025	
Lots	-
Tonnes	-

Volume Year To Date	
Lots	-
Tonnes	-



Prompt Month	End of Month - Daily Settlement	Volume (inc UNA)	End of Month - MOI
Mar-25	\$ 9,250.00	-	-
Apr-25	\$ 9,450.00	-	-
May-25	\$ 9,625.00	-	-
Jun-25	\$ 9,825.00	-	-
Jul-25	\$ 9,825.00	-	-
Aug-25	\$ 9,825.00	-	-
Sep-25	\$ 9,825.00	-	-
Oct-25	\$ 9,825.00	-	-
Nov-25	\$ 9,825.00	-	-
Dec-25	\$ 9,825.00	-	-
Jan-26	\$ 9,825.00	-	-
Feb-26	\$ 9,825.00	-	-
Mar-26	\$ 9,825.00	-	-
Apr-26	\$ 9,825.00	-	-
May-26	\$ 9,825.00	-	-



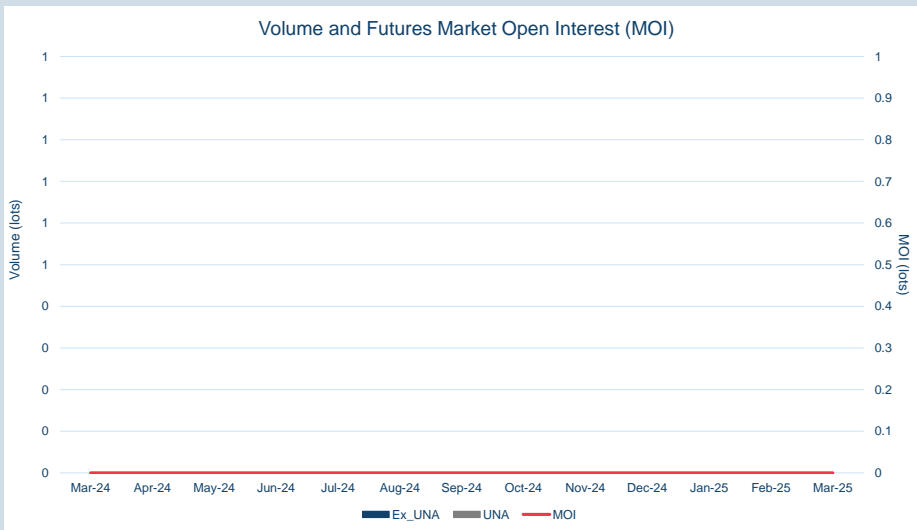


Front Month	
Average	\$20.29
Minimum	\$19.96
Maximum	\$20.85

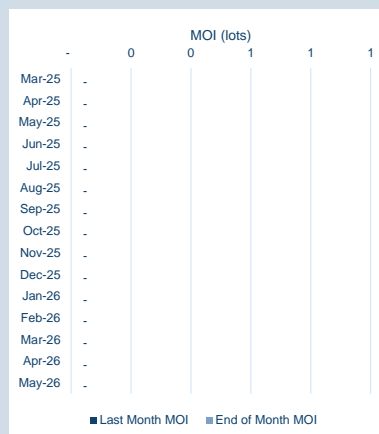
Volume (ex UNA) Mar-2025	
Lots	-

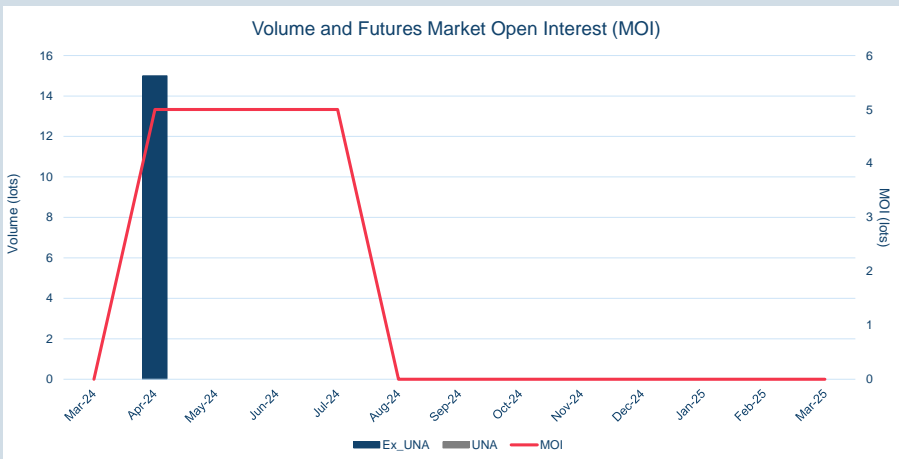
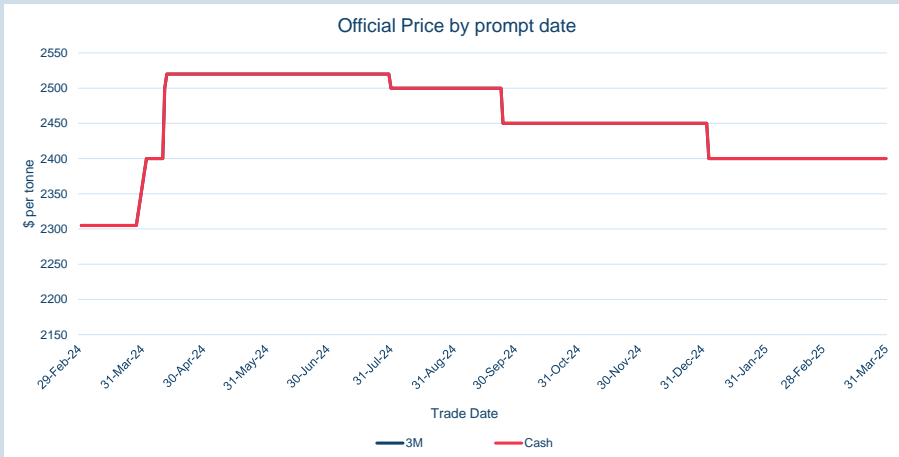
Volume (inc UNA) Mar-2025	
Lots	-
Tonnes	-

Volume Year To Date	
Lots	-
Tonnes	-



Prompt Month	End of Month - Daily Settlement	Volume (inc UNA)	End of Month - MOI
Mar-25	\$ 20.13	-	-
Apr-25	\$ 20.01	-	-
May-25	\$ 20.01	-	-
Jun-25	\$ 20.01	-	-
Jul-25	\$ 20.01	-	-
Aug-25	\$ 20.01	-	-
Sep-25	\$ 20.01	-	-
Oct-25	\$ 20.01	-	-
Nov-25	\$ 20.01	-	-
Dec-25	\$ 20.01	-	-
Jan-26	\$ 20.01	-	-
Feb-26	\$ 20.01	-	-
Mar-26	\$ 20.01	-	-
Apr-26	\$ 20.01	-	-
May-26	\$ 20.01	-	-





Cash	
Average	\$2,400.00
Minimum	\$2,400.00
Maximum	\$2,400.00

3M	
Average	\$2,400.00
Minimum	\$2,400.00
Maximum	\$2,400.00

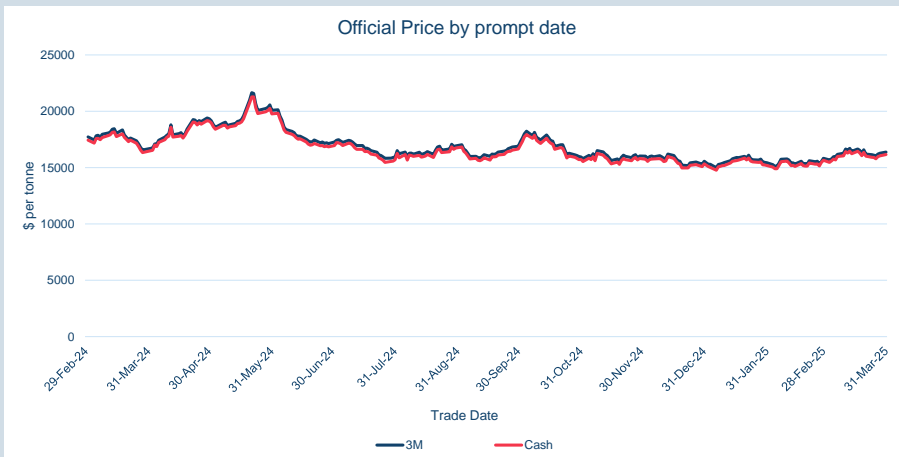
Volume (ex UNA) Mar-2025	
Lots	-

Volume (inc UNA) Mar-2025	
Lots	-
Tonnes	-

Volume Year To Date	
Lots	-
Tonnes	-

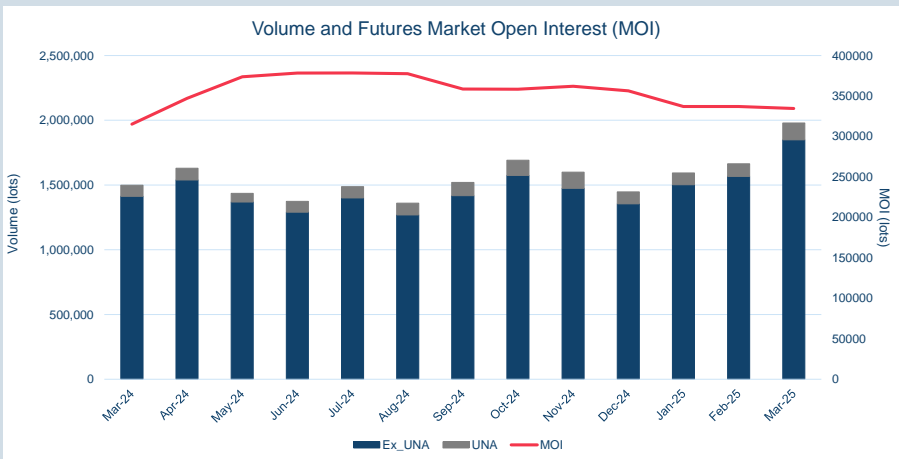
Warehouse Stock - Mar-25	
Delivered In	0
Delivered Out	0
Net	0

Warehouse Stock - Year to Date	
Delivered In	0
Delivered Out	0
Net	0



Cash	
Average	\$16,054.52
Minimum	\$15,600.00
Maximum	\$16,460.00

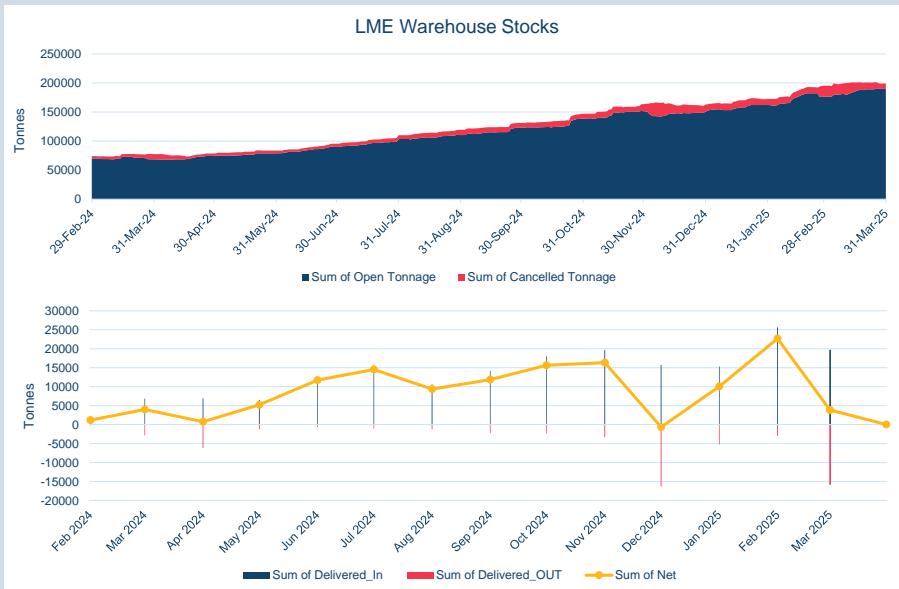
3M	
Average	\$16,281.43
Minimum	\$15,770.00
Maximum	\$16,710.00



Volume (ex UNA)	Mar-2025
Lots	1,849,275

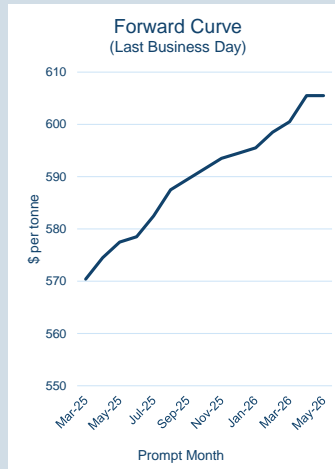
Volume (inc UNA)	Mar-2025
Lots	1,979,415
Tonnes	11,876,490

Volume	Year To Date
Lots	5,236,369
Tonnes	31,418,214



Warehouse Stock - Mar-25	
Delivered In	19,716
Delivered Out	-15,858
Net	3,858

Warehouse Stock - Year to Date	
Delivered In	60,600
Delivered Out	-24,054
Net	36,546

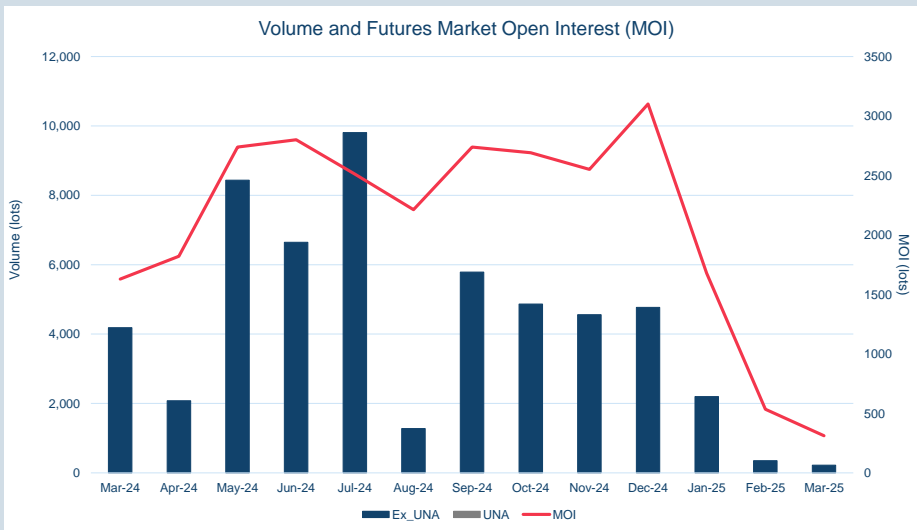


Front Month	
Average	\$573.11
Minimum	\$570.40
Maximum	\$576.00

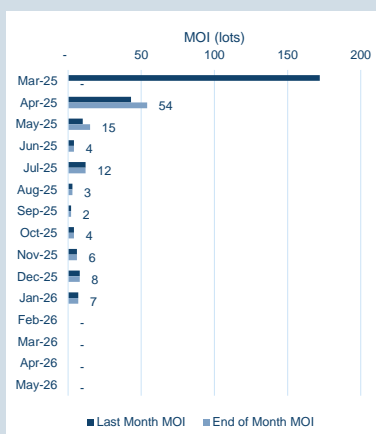
Volume (ex UNA) Mar-2025	
Lots	220

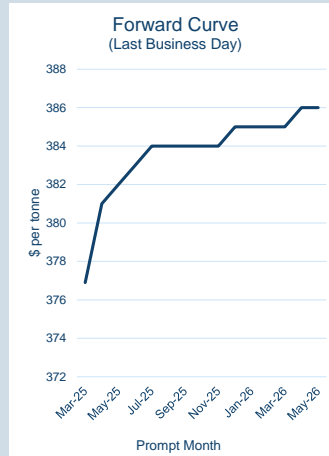
Volume (inc UNA) Mar-2025	
Lots	220
Tonnes	2,200

Volume Year To Date	
Lots	2,769
Tonnes	27,690



Prompt Month	End of Month - Daily Settlement	Volume (inc UNA)	End of Month - MOI
Mar-25	\$ 570.40	-	-
Apr-25	\$ 574.50	145	54
May-25	\$ 577.50	75	15
Jun-25	\$ 578.50	-	4
Jul-25	\$ 582.50	-	12
Aug-25	\$ 587.50	-	3
Sep-25	\$ 589.50	-	2
Oct-25	\$ 591.50	-	4
Nov-25	\$ 593.50	-	6
Dec-25	\$ 594.50	-	8
Jan-26	\$ 595.50	-	7
Feb-26	\$ 598.50	-	-
Mar-26	\$ 600.50	-	-
Apr-26	\$ 605.50	-	-
May-26	\$ 605.50	-	-



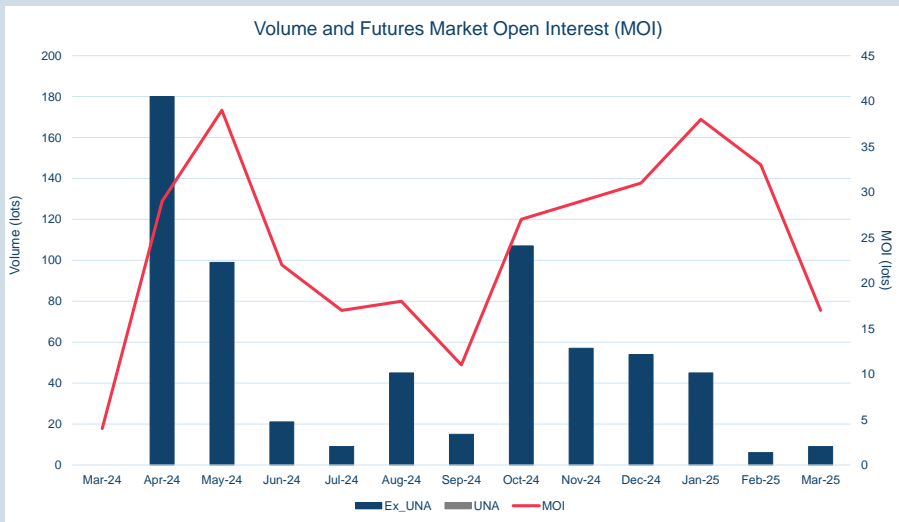


Front Month	
Average	\$376.33
Minimum	\$376.00
Maximum	\$382.00

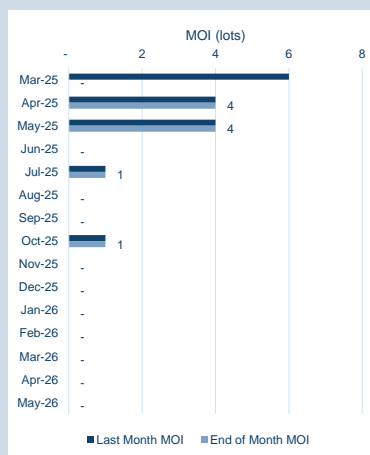
Volume (ex UNA) Mar-2025	
Lots	9

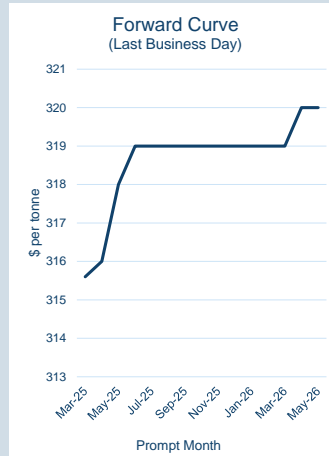
Volume (inc UNA) Mar-2025	
Lots	9
Tonnes	90

Volume Year To Date	
Lots	60
Tonnes	600



Prompt Month	End of Month - Daily Settlement	Volume (inc UNA)	End of Month - MOI
Mar-25	\$ 376.90	9	-
Apr-25	\$ 381.00	-	4
May-25	\$ 382.00	-	4
Jun-25	\$ 383.00	-	-
Jul-25	\$ 384.00	-	1
Aug-25	\$ 384.00	-	-
Sep-25	\$ 384.00	-	-
Oct-25	\$ 384.00	-	1
Nov-25	\$ 384.00	-	-
Dec-25	\$ 385.00	-	-
Jan-26	\$ 385.00	-	-
Feb-26	\$ 385.00	-	-
Mar-26	\$ 385.00	-	-
Apr-26	\$ 386.00	-	-
May-26	\$ 386.00	-	-



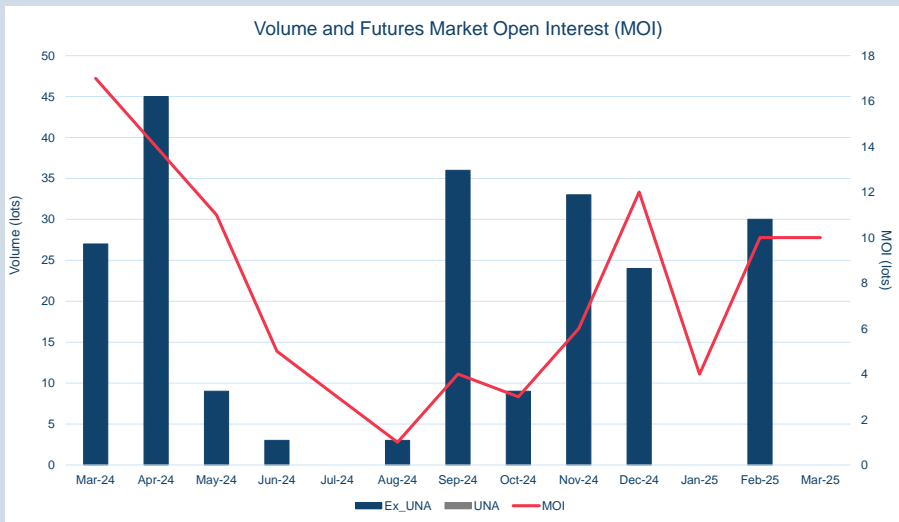


Front Month	
Average	\$313.12
Minimum	\$313.00
Maximum	\$315.60

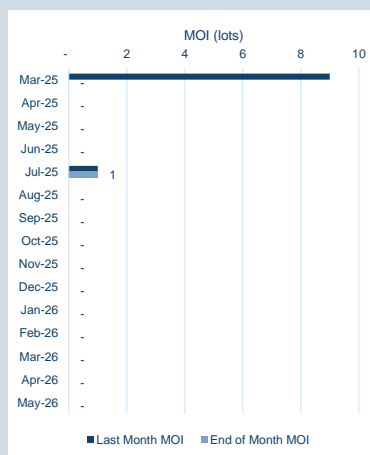
Volume (ex UNA) Mar-2025	
Lots	-

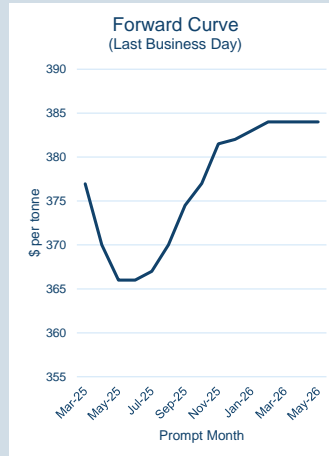
Volume (inc UNA) Mar-2025	
Lots	-
Tonnes	-

Volume Year To Date	
Lots	30
Tonnes	300



Prompt Month	End of Month - Daily Settlement	Volume (inc UNA)	End of Month - MOI
Mar-25	\$	315.60	-
Apr-25	\$	316.00	-
May-25	\$	318.00	-
Jun-25	\$	319.00	-
Jul-25	\$	319.00	1
Aug-25	\$	319.00	-
Sep-25	\$	319.00	-
Oct-25	\$	319.00	-
Nov-25	\$	319.00	-
Dec-25	\$	319.00	-
Jan-26	\$	319.00	-
Feb-26	\$	319.00	-
Mar-26	\$	319.00	-
Apr-26	\$	320.00	-
May-26	\$	320.00	-



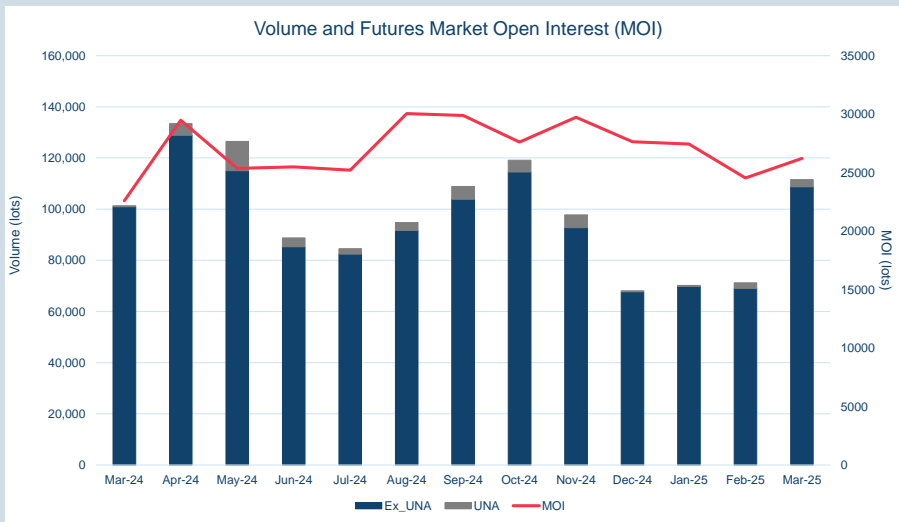


Front Month	
Average	\$372.59
Minimum	\$362.50
Maximum	\$377.00

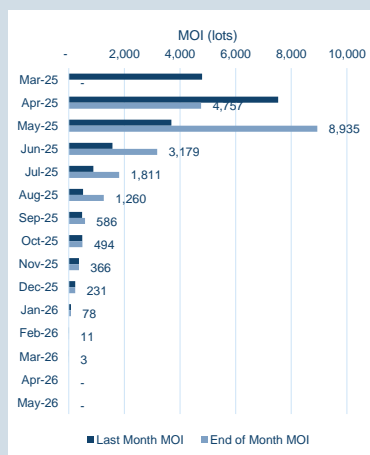
Volume (ex UNA) Mar-2025	
Lots	108,715

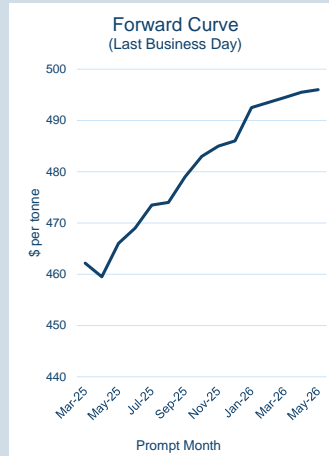
Volume (inc UNA) Mar-2025	
Lots	111,565
Tonnes	1,115,650

Volume Year To Date	
Lots	252,956
Tonnes	2,529,560



Prompt Month	End of Month - Daily Settlement	Volume (inc UNA)	End of Month - MOI
Mar-25	\$ 376.96	674	-
Apr-25	\$ 370.00	45,898	4,757
May-25	\$ 366.00	41,668	8,935
Jun-25	\$ 366.00	16,256	3,179
Jul-25	\$ 367.00	3,435	1,811
Aug-25	\$ 370.00	1,515	1,260
Sep-25	\$ 374.50	1,300	586
Oct-25	\$ 377.00	810	494
Nov-25	\$ 381.50	-	366
Dec-25	\$ 382.00	9	231
Jan-26	\$ 383.00	-	78
Feb-26	\$ 384.00	-	11
Mar-26	\$ 384.00	-	3
Apr-26	\$ 384.00	-	-
May-26	\$ 384.00	-	-



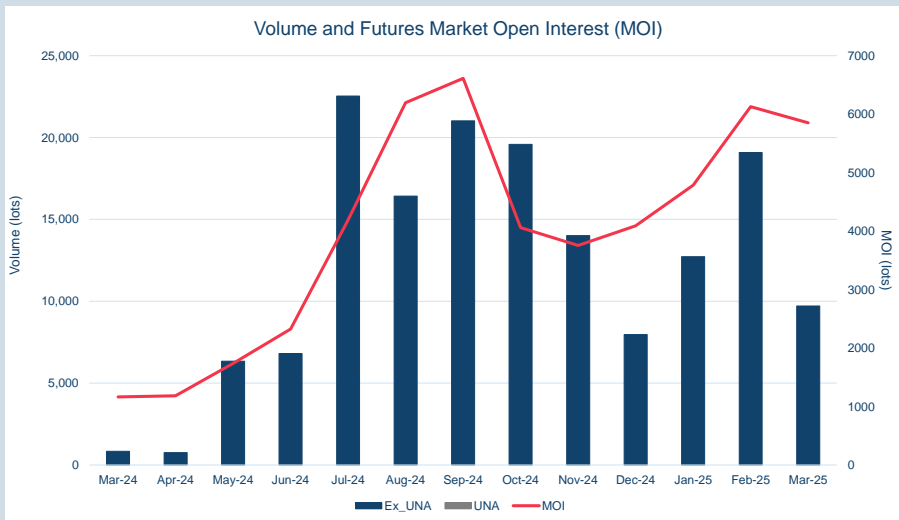


Front Month	
Average	\$464.17
Minimum	\$459.50
Maximum	\$471.50

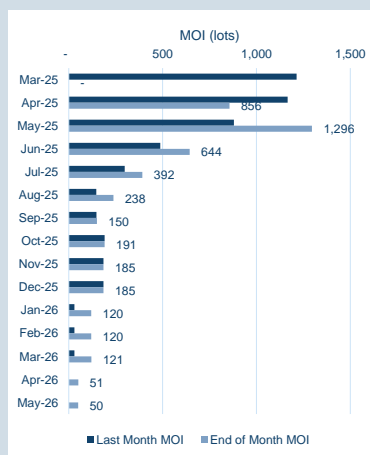
Volume (ex UNA) Mar-2025	
Lots	9,708

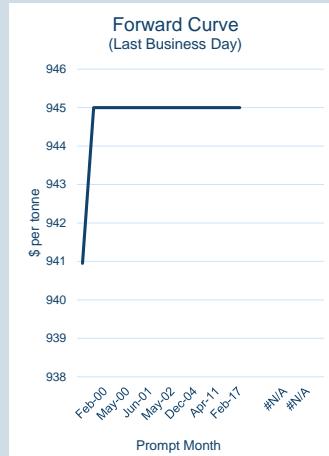
Volume (inc UNA) Mar-2025	
Lots	9,708
Tonnes	97,080

Volume Year To Date	
Lots	41,508
Tonnes	415,080



Prompt Month	End of Month - Daily Settlement	Volume (inc UNA)	End of Month - MOI
Mar-25	\$ 462.15	36	-
Apr-25	\$ 459.50	3,325	856
May-25	\$ 466.00	4,064	1,296
Jun-25	\$ 469.00	494	644
Jul-25	\$ 473.50	412	392
Aug-25	\$ 474.00	402	238
Sep-25	\$ 479.00	4	150
Oct-25	\$ 483.00	-	191
Nov-25	\$ 485.00	-	185
Dec-25	\$ 486.00	-	185
Jan-26	\$ 492.50	230	120
Feb-26	\$ 493.50	225	120
Mar-26	\$ 494.50	213	121
Apr-26	\$ 495.50	153	51
May-26	\$ 496.00	150	50



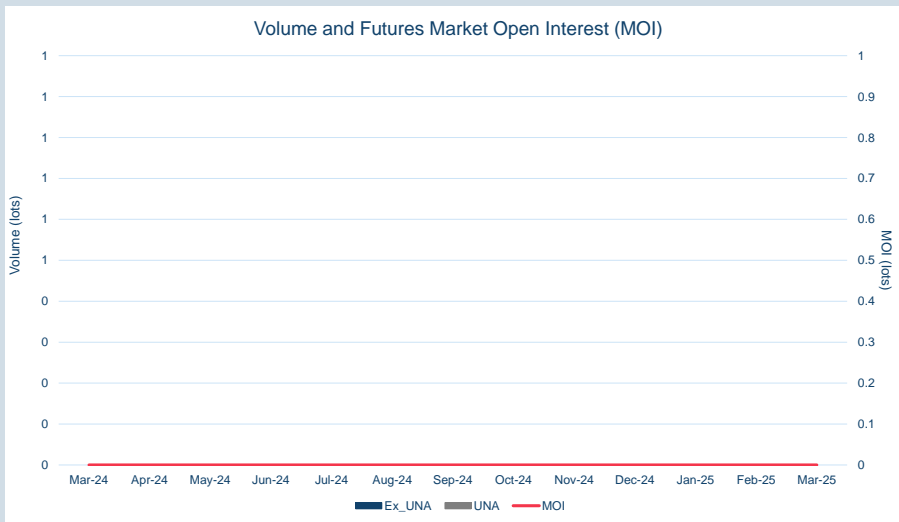


Front Month	
Average	\$933.32
Minimum	\$876.00
Maximum	\$942.86

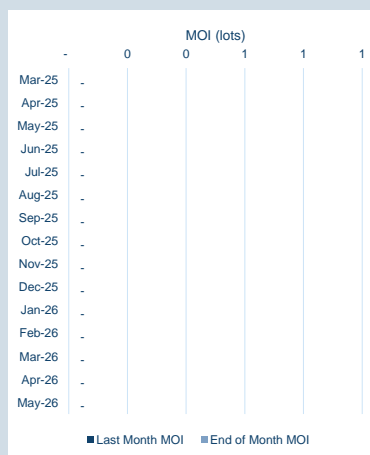
Volume (ex UNA) Mar-2025	
Lots	-

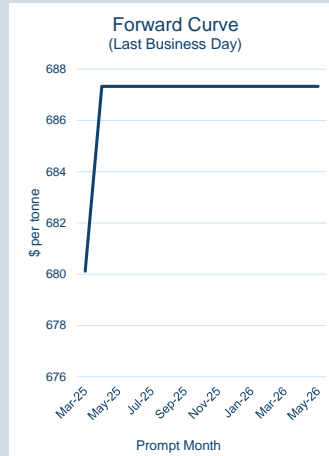
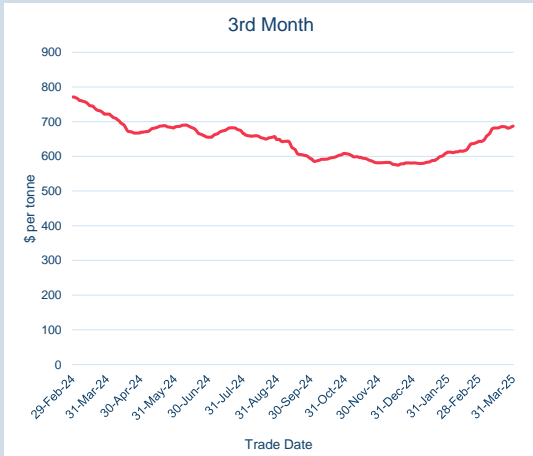
Volume (inc UNA) Mar-2025	
Lots	-
Tonnes	-

Volume Year To Date	
Lots	-
Tonnes	-



Prompt Month	End of Month - Daily Settlement	Volume (inc UNA)	End of Month - MOI
Jan-00	\$	940.95	-
Feb-00	\$	945.00	-
Feb-00	\$	945.00	-
May-00	\$	945.00	-
May-00	\$	945.00	-
Jul-00	\$	945.00	-
Jun-01	\$	945.00	-
Jan-02	\$	945.00	-
May-02	\$	945.00	-
Sep-02	\$	945.00	-
Dec-04	\$	945.00	-
Dec-06	\$	945.00	-
Apr-11	\$	945.00	-
Nov-29	\$	945.00	-
Feb-17	\$	945.00	-



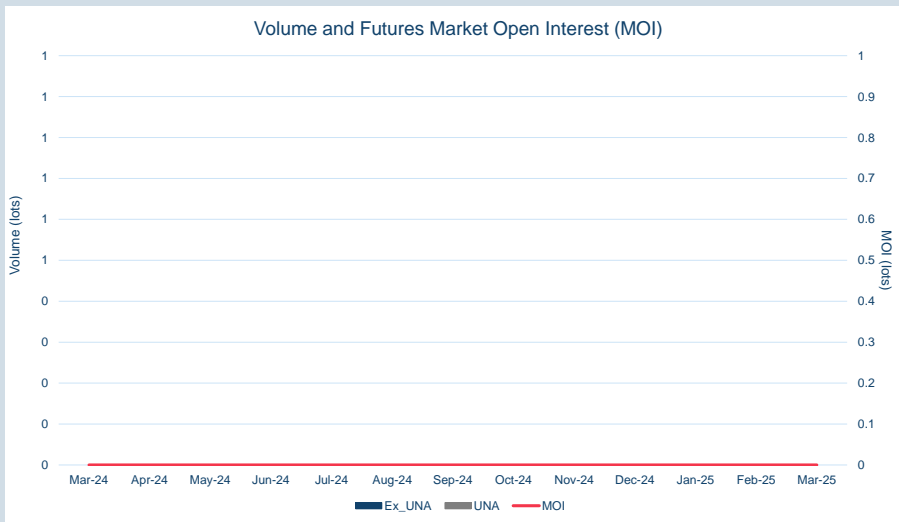


Front Month	
Average	\$674.02
Minimum	\$643.12
Maximum	\$683.52

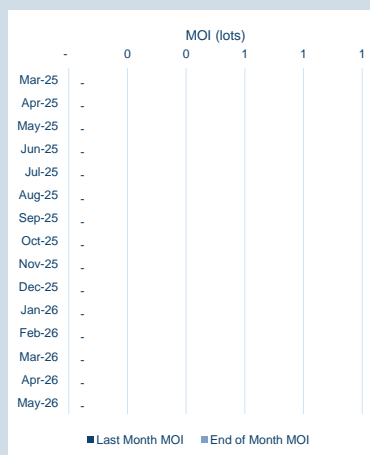
Volume (ex UNA) Mar-2025	
Lots	-

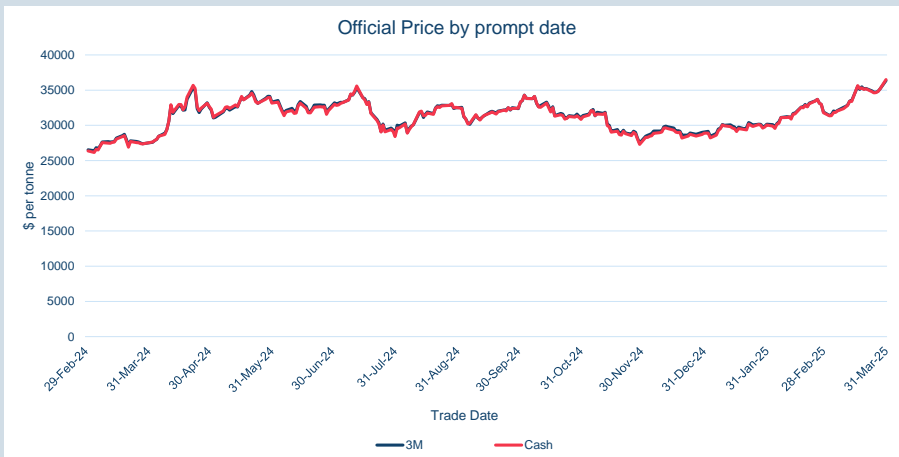
Volume (inc UNA) Mar-2025	
Lots	-
Tonnes	-

Volume Year To Date	
Lots	-
Tonnes	-



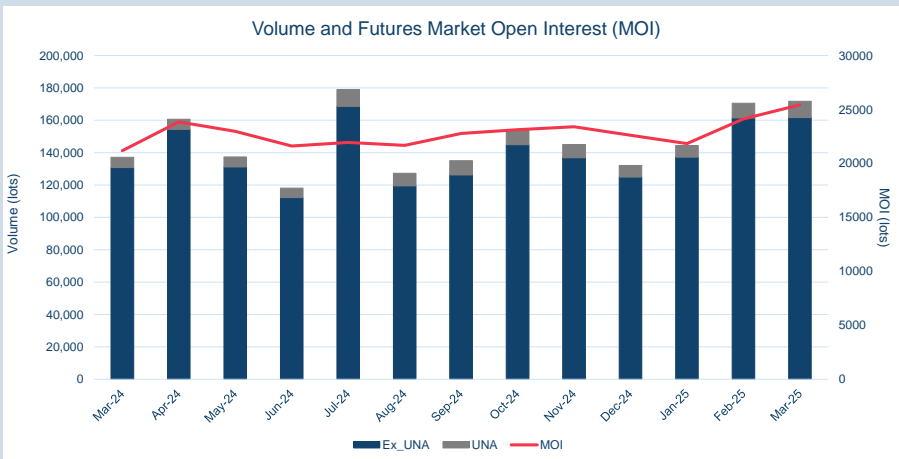
Prompt Month	End of Month - Daily Settlement	Volume (inc UNA)	End of Month - MOI
Mar-25	\$ 680.12	-	-
Apr-25	\$ 687.33	-	-
May-25	\$ 687.33	-	-
Jun-25	\$ 687.33	-	-
Jul-25	\$ 687.33	-	-
Aug-25	\$ 687.33	-	-
Sep-25	\$ 687.33	-	-
Oct-25	\$ 687.33	-	-
Nov-25	\$ 687.33	-	-
Dec-25	\$ 687.33	-	-
Jan-26	\$ 687.33	-	-
Feb-26	\$ 687.33	-	-
Mar-26	\$ 687.33	-	-
Apr-26	\$ 687.33	-	-
May-26	\$ 687.33	-	-





Cash	
Average	\$34,026.19
Minimum	\$31,375.00
Maximum	\$36,500.00

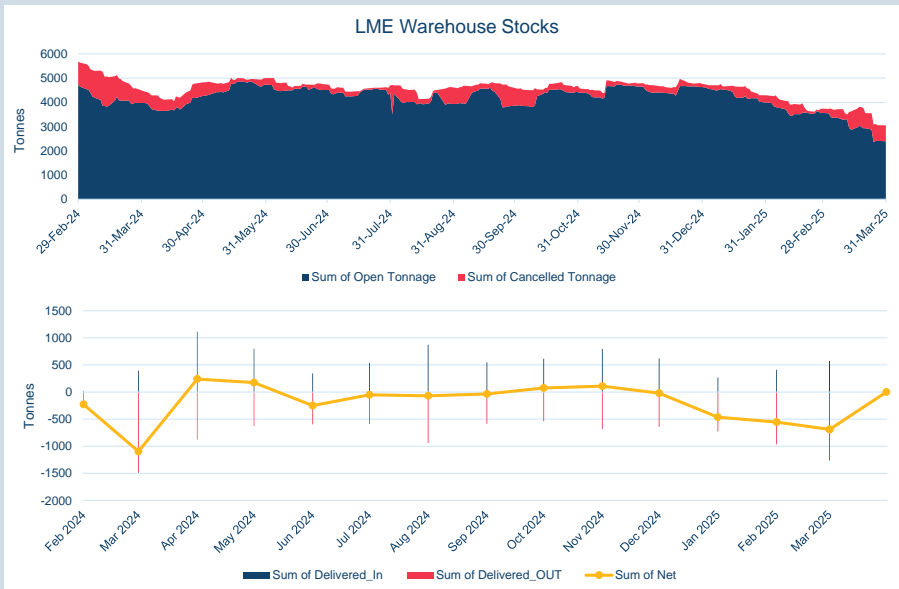
3M	
Average	\$34,080.48
Minimum	\$31,525.00
Maximum	\$36,350.00



Volume (ex UNA)	Mar-2025
Lots	161,648

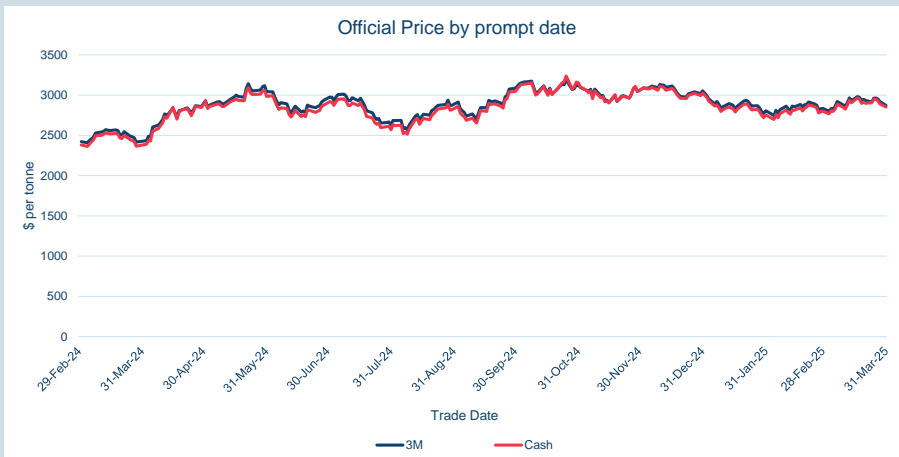
Volume (inc UNA)	Mar-2025
Lots	171,691
Tonnes	858,455

Volume	Year To Date
Lots	486,617
Tonnes	2,433,085



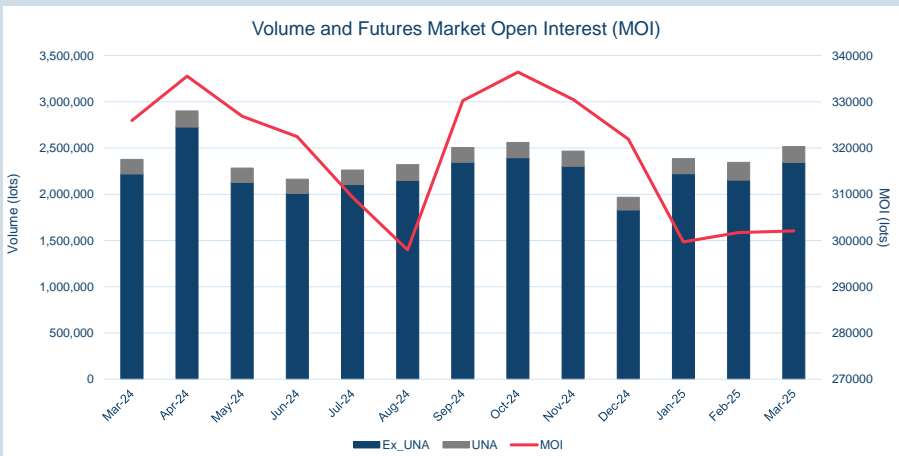
Warehouse Stock - Mar-25	
Delivered In	570
Delivered Out	-1,260
Net	-690

Warehouse Stock - Year to Date	
Delivered In	1,245
Delivered Out	-2,955
Net	-1,710



Cash	
Average	\$2,887.83
Minimum	\$2,798.00
Maximum	\$2,966.00

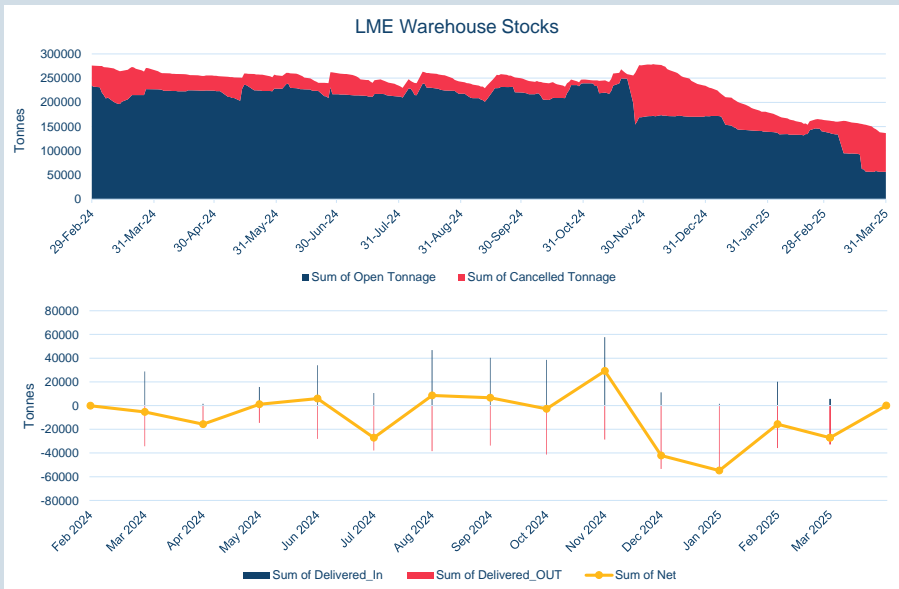
3M	
Average	\$2,913.57
Minimum	\$2,831.00
Maximum	\$2,981.50



Volume (ex UNA)	Mar-2025
Lots	2,344,163

Volume (inc UNA)	Mar-2025
Lots	2,517,010
Tonnes	62,925,250

Volume	Year To Date
Lots	7,247,347
Tonnes	181,183,675



Warehouse Stock - Mar-25	
Delivered In	5,625
Delivered Out	-32,725
Net	-27,100

Warehouse Stock - Year to Date	
Delivered In	27,250
Delivered Out	-124,850
Net	-97,600